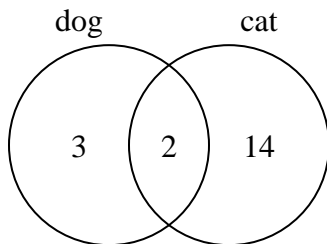




Use the diagram to solve each problem.

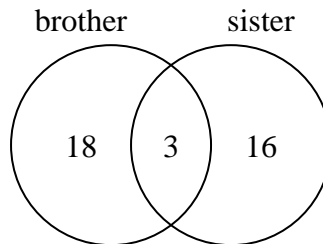
Answers

- 1) The diagram below shows the pets students in a class owned.



How many people had both a cat and a dog?

- 2) The diagram below shows the gender of students siblings.



How many students had only a sister?

1. _____

2. _____

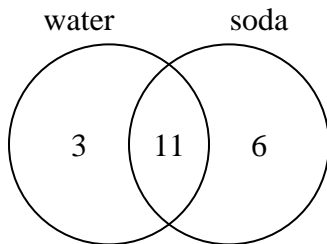
3. _____

4. _____

5. _____

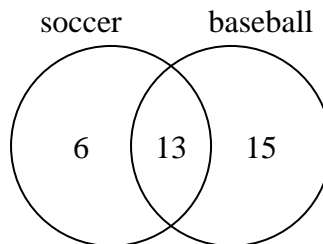
6. _____

- 3) The diagram below shows the drinks people consumed at the football game.



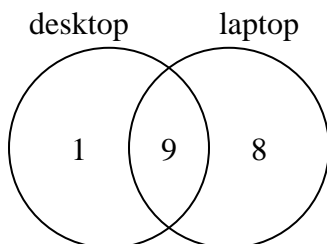
How many people drank water?

- 4) The diagram below shows the sports people watched.



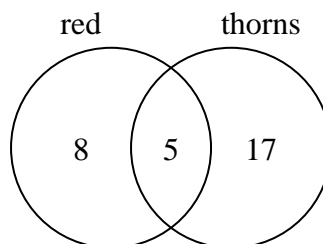
How many people only watched soccer?

- 5) The diagram below shows the types of computers students owned.



How many students owned both a desktop and a laptop computer?

- 6) The diagram below shows the attributes of flowers in a flower shop.

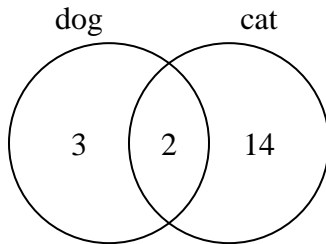


How many flowers only had thorns?



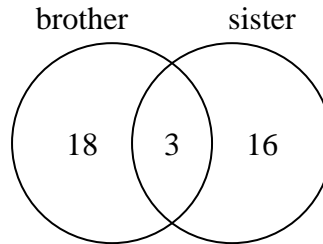
Use the diagram to solve each problem.

- 1) The diagram below shows the pets students in a class owned.



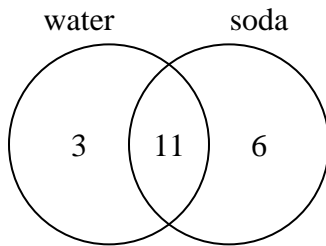
How many people had both a cat and a dog?

- 2) The diagram below shows the gender of students siblings.



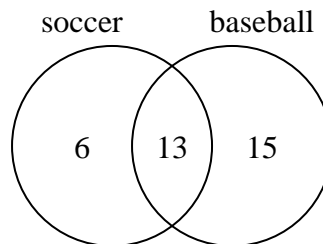
How many students had only a sister?

- 3) The diagram below shows the drinks people consumed at the football game.



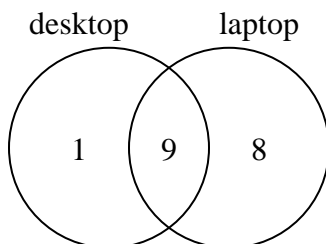
How many people drank water?

- 4) The diagram below shows the sports people watched.



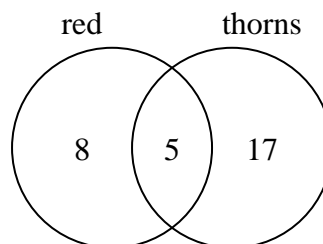
How many people only watched soccer?

- 5) The diagram below shows the types of computers students owned.



How many students owned both a desktop and a laptop computer?

- 6) The diagram below shows the attributes of flowers in a flower shop.



How many flowers only had thorns?

Answers

1. **2**
2. **16**
3. **14**
4. **6**
5. **9**
6. **17**