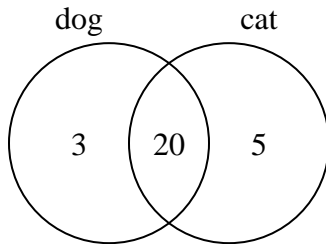




Use the diagram to solve each problem.

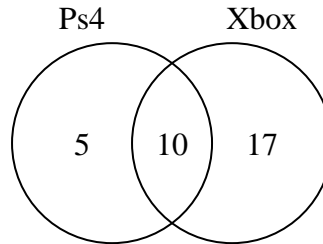
Answers

- 1) The diagram below shows the pets students in a class owned.



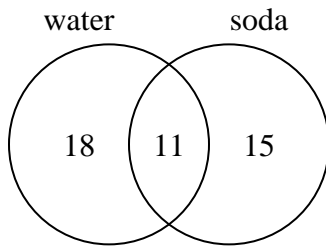
How many people had a cat?

- 2) The diagram below shows the game consoles students owned.



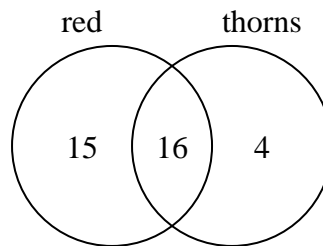
How many people owned only a Ps4?

- 3) The diagram below shows the drinks people consumed at the football game.



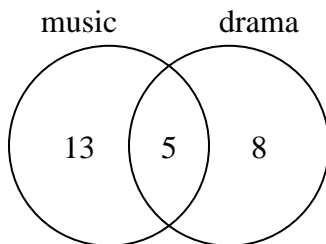
How many people did not drink both water and soda?

- 4) The diagram below shows the attributes of flowers in a flower shop.



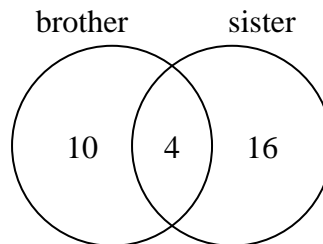
How many flowers were red?

- 5) The diagram below shows the classes students are taking.



How many students are taking both music and drama?

- 6) The diagram below shows the gender of students siblings.



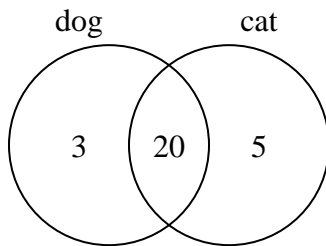
How many students had a brother?

1. _____
2. _____
3. _____
4. _____
5. _____
6. _____



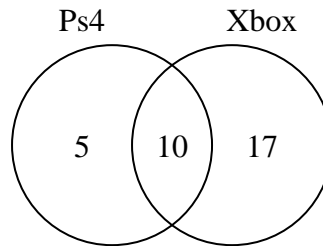
Use the diagram to solve each problem.

- 1) The diagram below shows the pets students in a class owned.



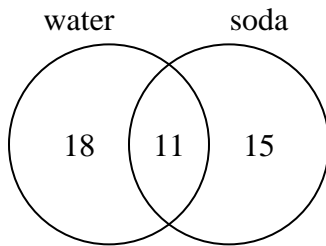
How many people had a cat?

- 2) The diagram below shows the game consoles students owned.



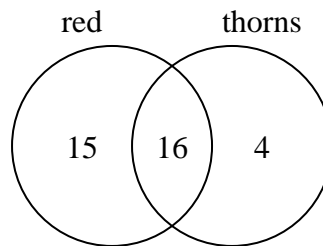
How many people owned only a Ps4?

- 3) The diagram below shows the drinks people consumed at the football game.



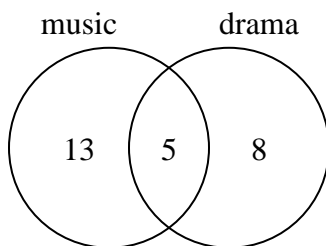
How many people did not drink both water and soda?

- 4) The diagram below shows the attributes of flowers in a flower shop.



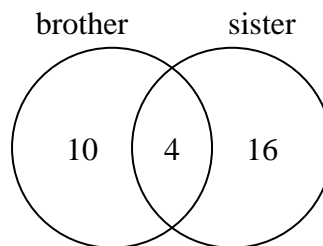
How many flowers were red?

- 5) The diagram below shows the classes students are taking.



How many students are taking both music and drama?

- 6) The diagram below shows the gender of students siblings.



How many students had a brother?

Answers

1. **25**
2. **5**
3. **33**
4. **31**
5. **5**
6. **14**