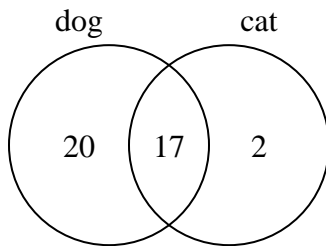




Use the diagram to solve each problem.

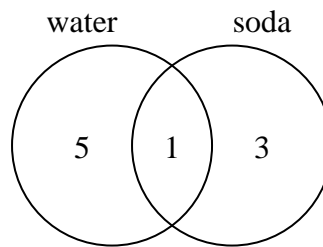
**Answers**

- 1) The diagram below shows the pets students in a class owned.



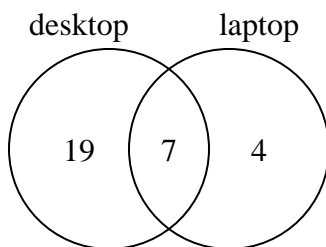
How many people had a dog?

- 2) The diagram below shows the drinks people consumed at the football game.



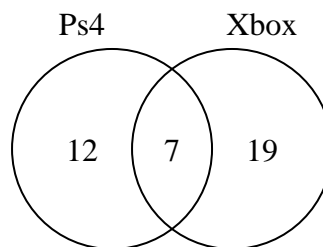
How many people drank water?

- 3) The diagram below shows the types of computers students owned.



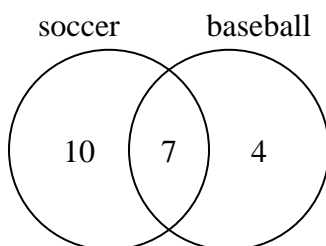
How many students owned both a desktop and a laptop computer?

- 4) The diagram below shows the game consoles students owned.



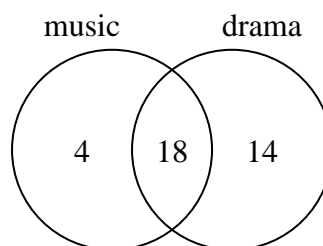
How many people owned only a Xbox?

- 5) The diagram below shows the sports people watched.



How many people only watched baseball?

- 6) The diagram below shows the classes students are taking.



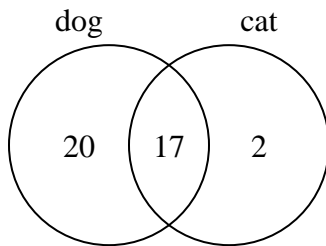
How many students are taking only music?

1. \_\_\_\_\_
2. \_\_\_\_\_
3. \_\_\_\_\_
4. \_\_\_\_\_
5. \_\_\_\_\_
6. \_\_\_\_\_



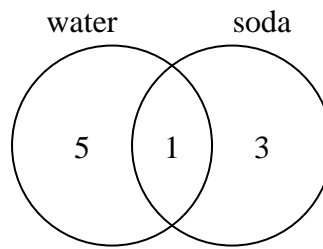
Use the diagram to solve each problem.

- 1) The diagram below shows the pets students in a class owned.



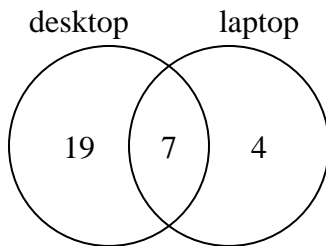
How many people had a dog?

- 2) The diagram below shows the drinks people consumed at the football game.



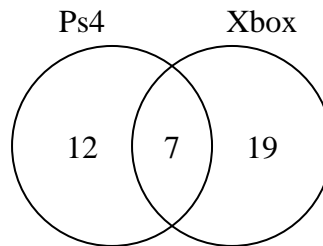
How many people drank water?

- 3) The diagram below shows the types of computers students owned.



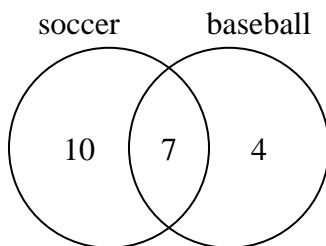
How many students owned both a desktop and a laptop computer?

- 4) The diagram below shows the game consoles students owned.



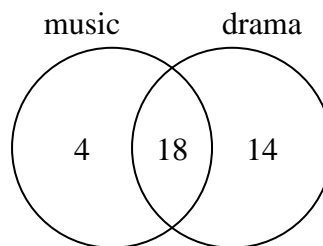
How many people owned only a Xbox?

- 5) The diagram below shows the sports people watched.



How many people only watched baseball?

- 6) The diagram below shows the classes students are taking.



How many students are taking only music?

**Answers**

1. **37**  
2. **6**  
3. **7**  
4. **19**  
5. **4**  
6. **4**