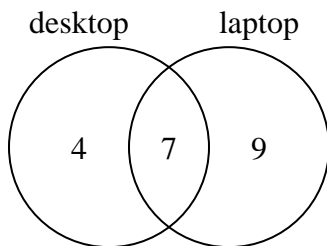




Use the diagram to solve each problem.

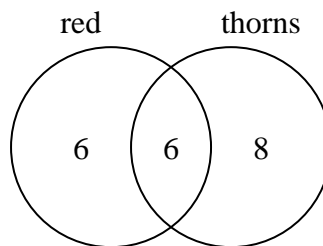
Answers

- 1) The diagram below shows the types of computers students owned.



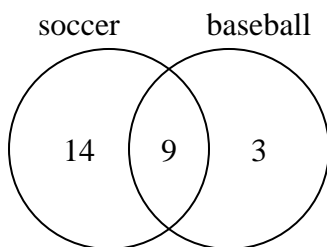
How many students did not own both a desktop and a laptop computer?

- 2) The diagram below shows the attributes of flowers in a flower shop.



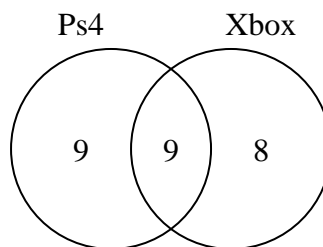
How many flowers were red with thorns?

- 3) The diagram below shows the sports people watched.



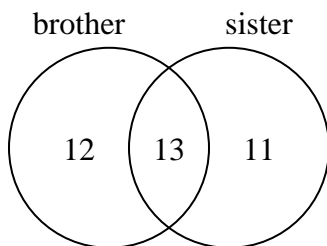
How many people watched soccer?

- 4) The diagram below shows the game consoles students owned.



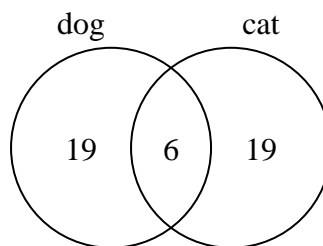
How many people owned both a Ps4 and a Xbox?

- 5) The diagram below shows the gender of students siblings.



How many students did not have both a brother and a sister?

- 6) The diagram below shows the pets students in a class owned.



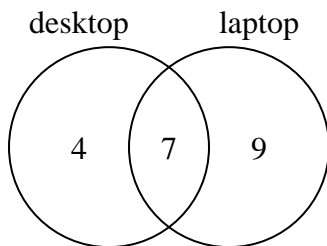
How many people had a cat?

1. _____
2. _____
3. _____
4. _____
5. _____
6. _____



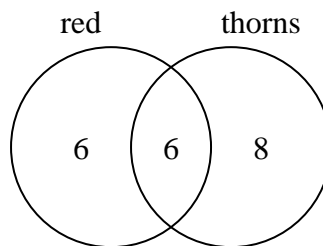
Use the diagram to solve each problem.

- 1) The diagram below shows the types of computers students owned.



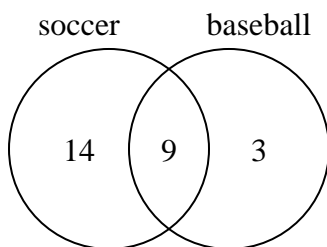
How many students did not own both a desktop and a laptop computer?

- 2) The diagram below shows the attributes of flowers in a flower shop.



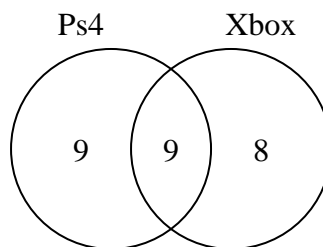
How many flowers were red with thorns?

- 3) The diagram below shows the sports people watched.



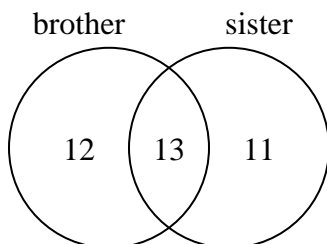
How many people watched soccer?

- 4) The diagram below shows the game consoles students owned.



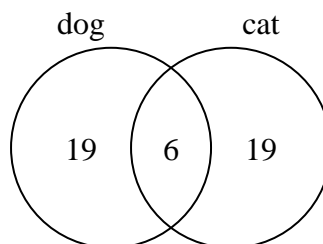
How many people owned both a Ps4 and a Xbox?

- 5) The diagram below shows the gender of students siblings.



How many students did not have both a brother and a sister?

- 6) The diagram below shows the pets students in a class owned.



How many people had a cat?

Answers

1. **13**
2. **6**
3. **23**
4. **9**
5. **23**
6. **25**