



Solve each problem.

- 1) The table below shows the attributes of several types of candy. Use the chart to fill in the Venn Diagram.

	Googlies	Fidgies	Dubbles	Banonza	Ribbles	Yum-Yums
Package	Box	Bag	Box	Bag	Box	Box
Flavor	Sugar	Sugar	Sugar	Sugar	Sugar	Chocolate

Box Package

Sugar

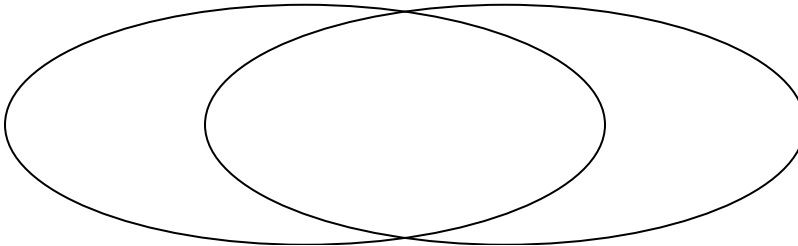


- 2) The table below shows the physical traits of several pets in a pet shelter. Use the chart to fill in the Venn Diagram.

	Sparkles	Coco	Bubbles	Emily	Alfus	Fluffy
Type	Cat	Cat	Dog	Dog	Dog	Dog
Breed	Pure	Pure	Pure	Mixed	Pure	Mixed

Dog

Pure Breed



- 3) The table below shows the physical traits of different students. Use the chart to fill in the Venn Diagram.

	Faye	Ned	Adam	Pam	Helen	Gary
Pet	Dog	Cat	Dog	Cat	Cat	Cat
Eye Color	Blue	Blue	Blue	Green	Blue	Blue

Cat

Blue Eyes

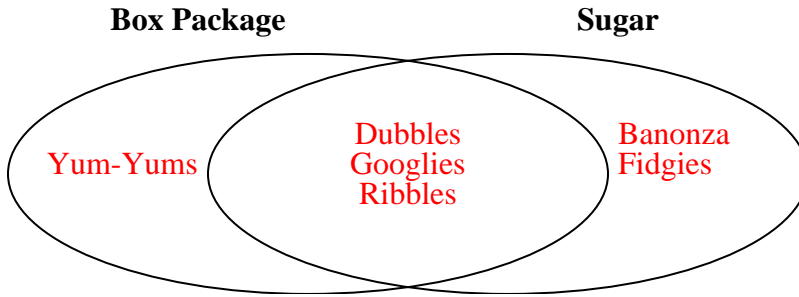




Solve each problem.

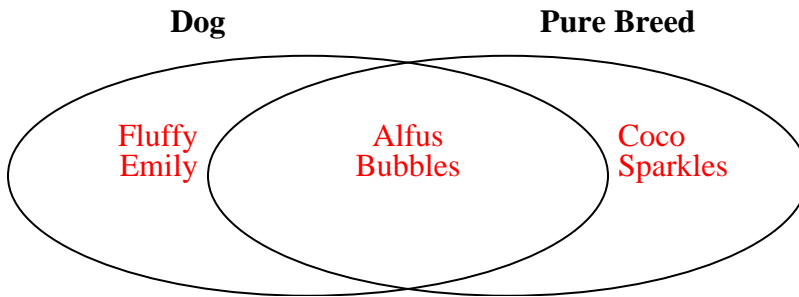
- 1) The table below shows the attributes of several types of candy. Use the chart to fill in the Venn Diagram.

	Googlies	Fidgies	Dubbles	Banonza	Ribbles	Yum-Yums
Package	Box	Bag	Box	Bag	Box	Box
Flavor	Sugar	Sugar	Sugar	Sugar	Sugar	Chocolate



- 2) The table below shows the physical traits of several pets in a pet shelter. Use the chart to fill in the Venn Diagram.

	Sparkles	Coco	Bubbles	Emily	Alfus	Fluffy
Type	Cat	Cat	Dog	Dog	Dog	Dog
Breed	Pure	Pure	Pure	Mixed	Pure	Mixed



- 3) The table below shows the physical traits of different students. Use the chart to fill in the Venn Diagram.

	Faye	Ned	Adam	Pam	Helen	Gary
Pet	Dog	Cat	Dog	Cat	Cat	Cat
Eye Color	Blue	Blue	Blue	Green	Blue	Blue

