



Use the chart to answer each question.

Week	Toys Sold
week 1	
week 2	
week 3	
week 4	
week 5	
week 6	
week 7	




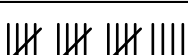
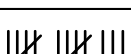


Answers

1. _____
2. _____
3. _____
4. _____
5. _____
6. _____
7. _____
8. _____
9. _____
10. _____

- 1) Which week had the fewest number of toys sold?
- 2) Which week had the greatest number of toys sold?
- 3) How many toys were sold on week 5?
- 4) How many weeks had more than 16 toys sold?
- 5) How many weeks had fewer than 6 toys sold?
- 6) Which week had more toys sold? week 4 or week 6?
- 7) Which week had fewer toys sold? week 2 or week 3?
- 8) How many more toys were sold on week 3 than were sold on week 6?
- 9) Which week had exactly 22 toys sold?
- 10) How many fewer toys were sold on week 5 than were sold on week 7?



Use the chart to answer each question.

Week	Toys Sold	
week 1		39
week 2		30
week 3		22
week 4		19
week 5		13
week 6		11
week 7		23

Answers

- week 6**
- week 1**
- 13**
- 5**
- 0**
- week 4**
- week 3**
- 11**
- week 3**
- 10**

- Which week had the fewest number of toys sold?
- Which week had the greatest number of toys sold?
- How many toys were sold on week 5?
- How many weeks had more than 16 toys sold?
- How many weeks had fewer than 6 toys sold?
- Which week had more toys sold? week 4 or week 6?
- Which week had fewer toys sold? week 2 or week 3?
- How many more toys were sold on week 3 than were sold on week 6?
- Which week had exactly 22 toys sold?
- How many fewer toys were sold on week 5 than were sold on week 7?