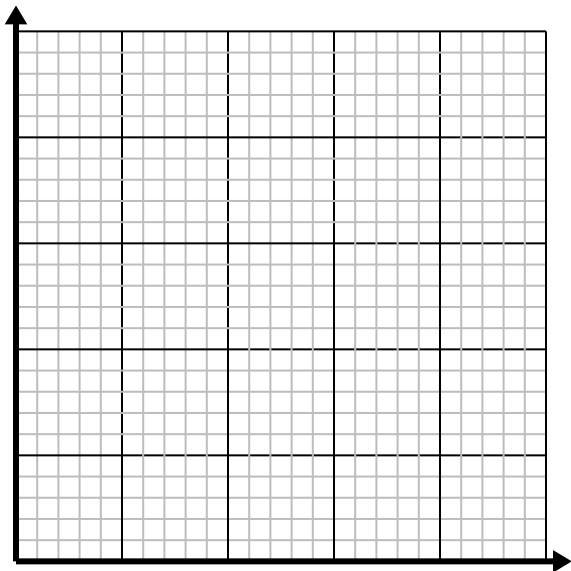


**Solve each problem.**

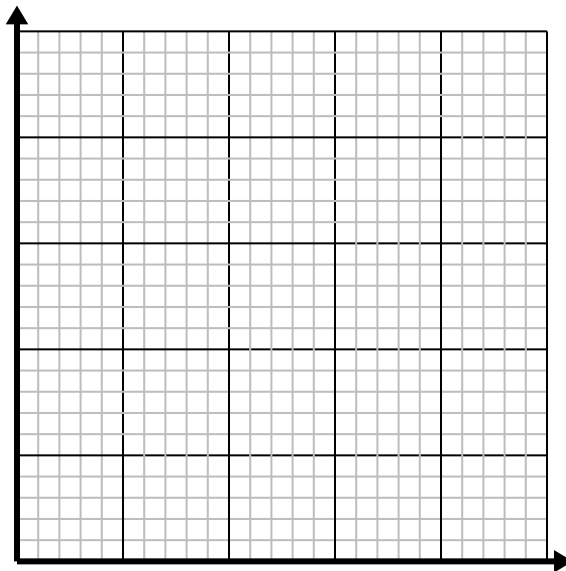
- 1) For every shirts made 3 buttons are used.

Create a table showing the buttons needed for making up to 5 shirts, then plot the values on the coordinate plane.



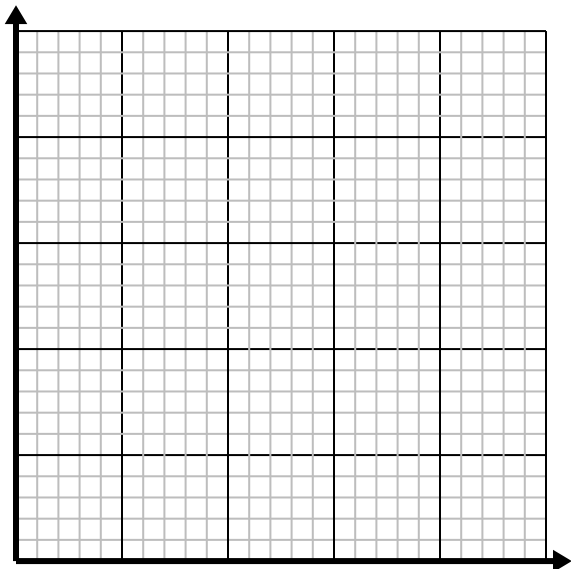
- 2) For every lawn mowed \$2 are earned.

Create a table showing the money earned for mowing up to 5 lawns, then plot the values on the coordinate plane.



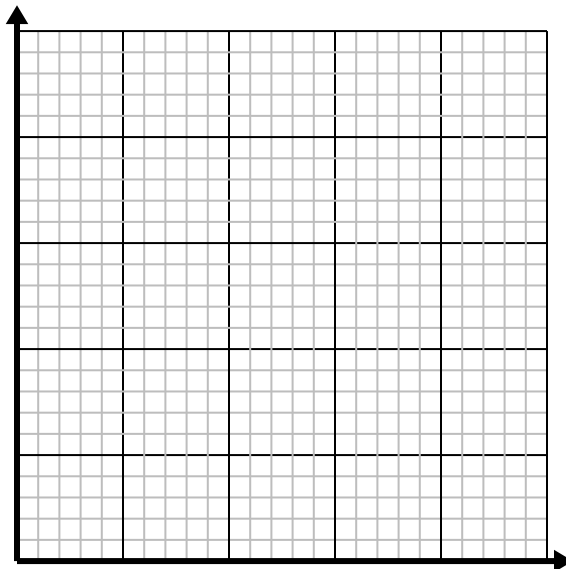
- 3) Every box of candy has 3 pieces of candy.

Create a table showing the pieces of candy in up to 5 boxes, then plot the values on the coordinate plane.



- 4) Every minute 2 books are printed.

Create a table showing the books printed over the course of 5 minutes, then plot the values on the coordinate plane.

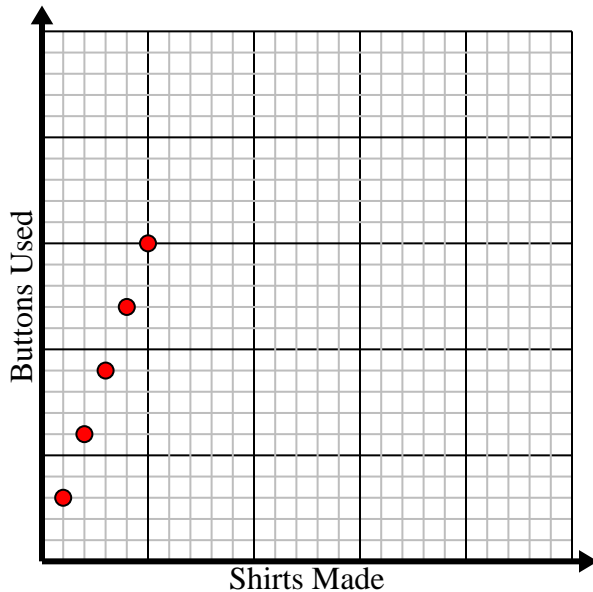


**Solve each problem.**

- 1) For every shirts made 3 buttons are used.

Create a table showing the buttons needed for making up to 5 shirts, then plot the values on the coordinate plane.

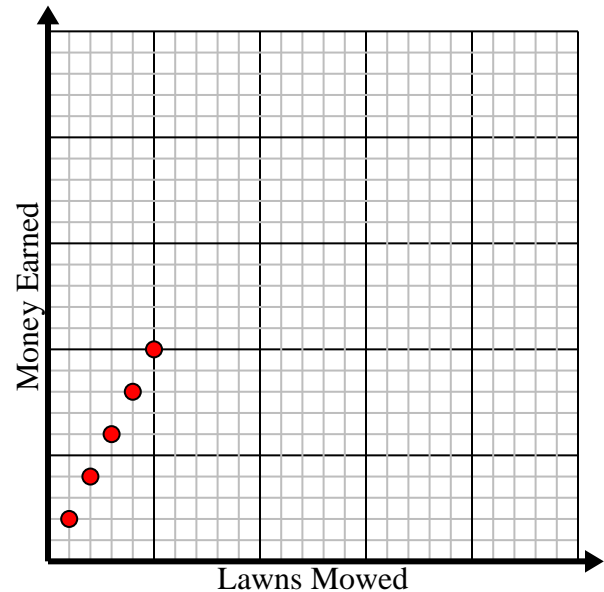
Shirts Made	1	2	3	4	5
Buttons Used	3	6	9	12	15



- 2) For every lawn mowed \$2 are earned.

Create a table showing the money earned for mowing up to 5 lawns, then plot the values on the coordinate plane.

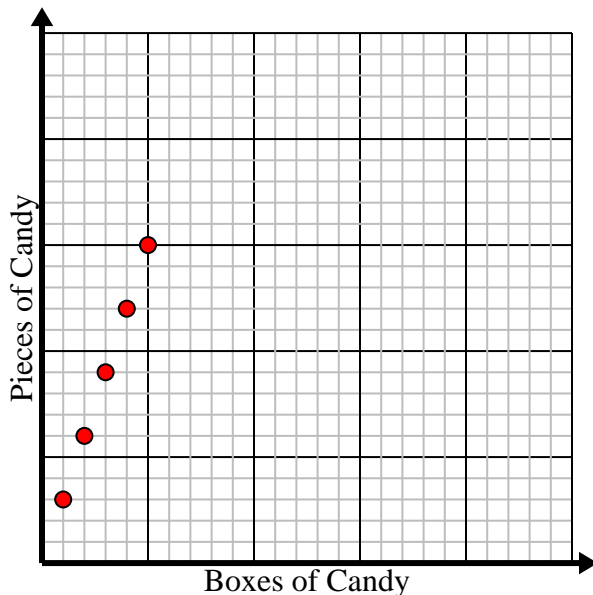
Lawns Mowed	1	2	3	4	5
Money Earned	2	4	6	8	10



- 3) Every box of candy has 3 pieces of candy.

Create a table showing the pieces of candy in up to 5 boxes, then plot the values on the coordinate plane.

Boxes of Candy	1	2	3	4	5
Pieces of Candy	3	6	9	12	15



- 4) Every minute 2 books are printed.

Create a table showing the books printed over the course of 5 minutes, then plot the values on the coordinate plane.

Minutes	1	2	3	4	5
Books Printed	2	4	6	8	10

