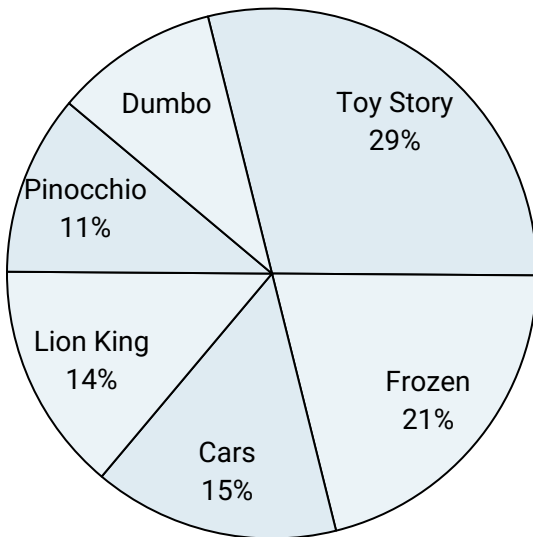





Use the graph to solve.

Favorite Disney Movie



- 1) Which movie was the least popular?
- 2) Which movie was the most popular?
- 3) Which two movies did about half the people say was their favorite?
- 4) What percent of people said Cars was their favorite?
- 5) What percent of people said either Frozen or Toy Story was their favorite?

Time Spent on Homework



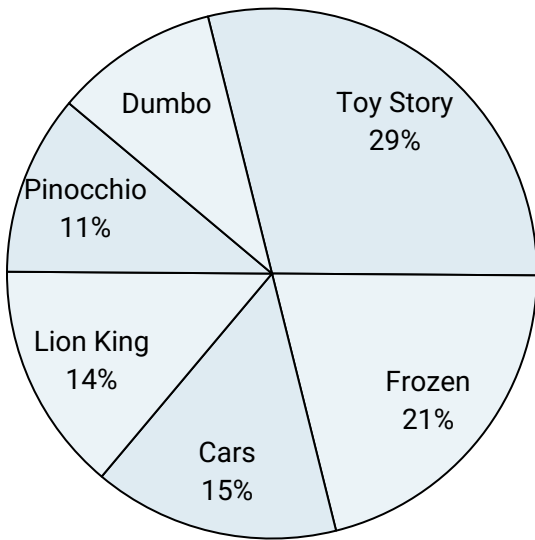
- 6) Which two subjects accounted for about half the time spent?
- 7) What percent of the time was spent working on english?
- 8) The most time was spent on which subject?
- 9) What is the combined amount of time spent on math and social studies?
- 10) The least time was spent on which subject?

Answers


1. _____
2. _____
3. _____
4. _____
5. _____
6. _____
7. _____
8. _____
9. _____
10. _____



Use the graph to solve.

Favorite Disney Movie

- 1) Which movie was the least popular?
- 2) Which movie was the most popular?
- 3) Which two movies did about half the people say was their favorite?
- 4) What percent of people said Cars was their favorite?
- 5) What percent of people said either Frozen or Toy Story was their favorite?

Time Spent on Homework

- 6) Which two subjects accounted for about half the time spent?
- 7) What percent of the time was spent working on english?
- 8) The most time was spent on which subject?
- 9) What is the combined amount of time spent on math and social studies?
- 10) The least time was spent on which subject?

Answers

1. **Dumbo**
2. **Toy Story**
3. **Toy Story & Frozen**
4. **15%**
5. **50%**
6. **spelling & social studies**
7. **14%**
8. **spelling**
9. **35%**
10. **science**