Measure each ITEM tip to tip then place your results in the line plot.

Ex) 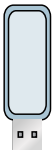

1)

2) 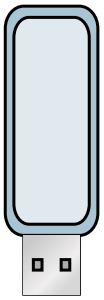

3) 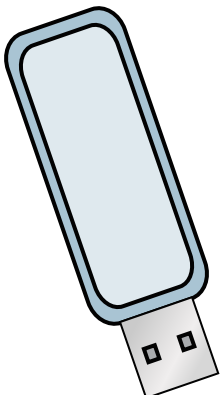

4) 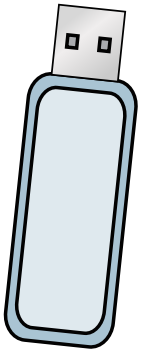

5) 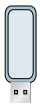

6) 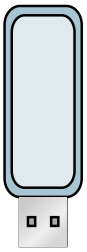

7)

8) 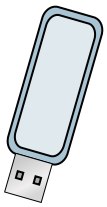

9) 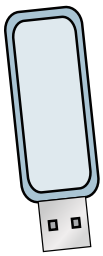

10) 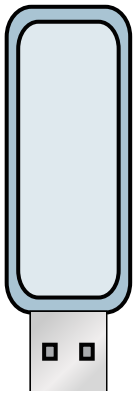

11) 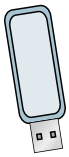

Line Plot

$\frac{1}{4}$	$\frac{1}{2}$	$\frac{3}{4}$	1	$1\frac{1}{4}$	$1\frac{1}{2}$	$1\frac{3}{4}$	2

Answers

Ex. $\frac{3}{4}$

1. _____
2. _____
3. _____
4. _____
5. _____
6. _____
7. _____
8. _____
9. _____
10. _____
11. _____

1-10	91	82	73	64	55	45	36	27	18	9
11	0									

Measuring and Showing Data

Name: **Answer Key**

Measure each ITEM tip to tip then place your results in the line plot.

Ex) 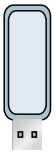

1)

2) 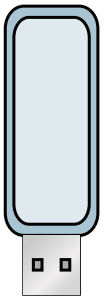

3) 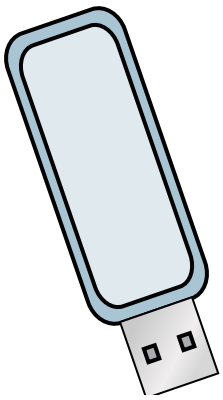

4) 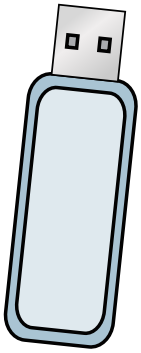

5) 

6) 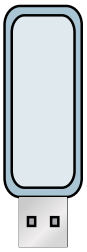

7)

8) 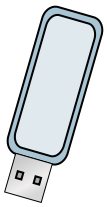

9) 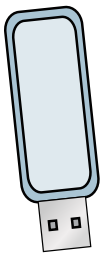

10) 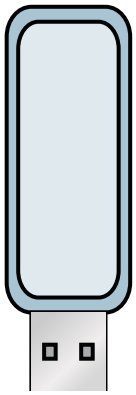

11) 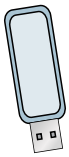

Line Plot

		X	X	X			X
X	X	X	X	X	X	X	X
¼	½	¾	1	1 ¼	1 ½	1 ¾	2

Answers

Ex.	¾
1.	1
2.	1 ½
3.	2
4.	1 ¾
5.	½
6.	1 ¼
7.	¼
8.	1
9.	1 ¼
10.	2
11.	¾

1-10	91	82	73	64	55	45	36	27	18	9
11	0									

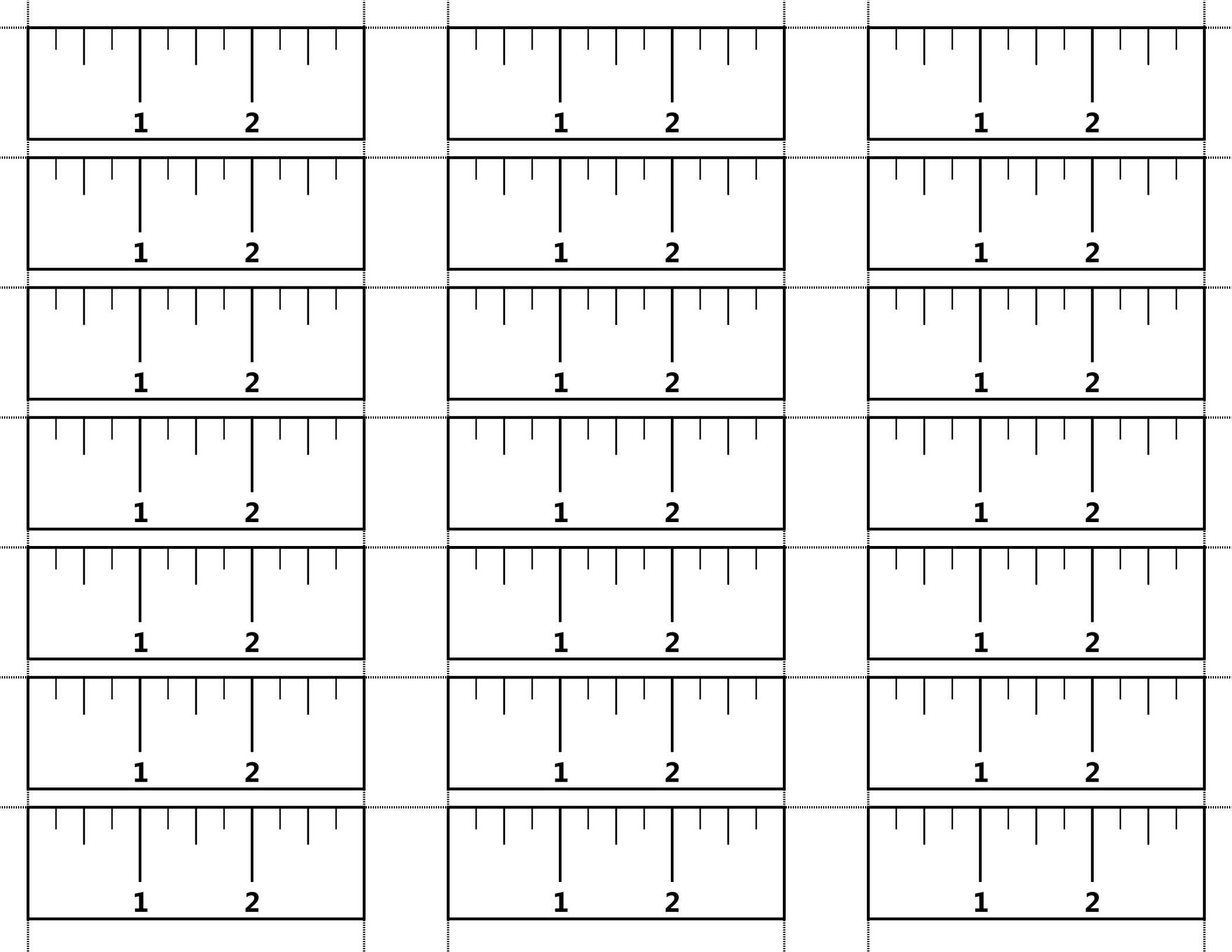
1
2