Interpreting Line Plots

Name:

Use the line plots to answer each question.

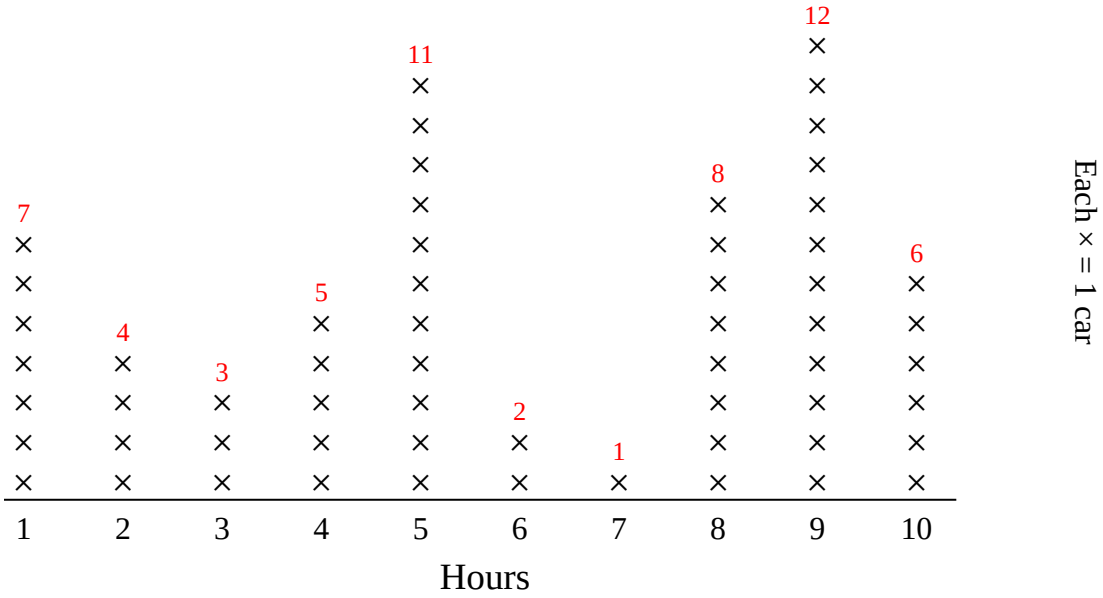

1) How many cars did she sell in hour 6?

2) How many hours did she sell more than 1 cars?

3) Did she sell more cars in hour 6 or in hour 3?

4) What is the difference in the number of cars she sold in hour 5 and the number she sold in hour 10?

5) What is the combined number of cars she sold in hour 9 and in hour 8?

6) Which hour did she sell the fewest cars?

7) How many hours did she sell fewer than 5 cars?

8) Did she sell fewer cars in hour 2 or in hour 8?

9) Which hours (if any) did she sell more than 5 cars?

10) She sold the most cars which hour?

11) Which hour did she sell exactly 11 cars?

Answers

1. _____
2. _____
3. _____
4. _____
5. _____
6. _____
7. _____
8. _____
9. _____
10. _____
11. _____

1-10	91	82	73	64	55	45	36	27	18	9
11	0									

Interpreting Line Plots

Name: **Answer Key**

Use the line plots to answer each question.

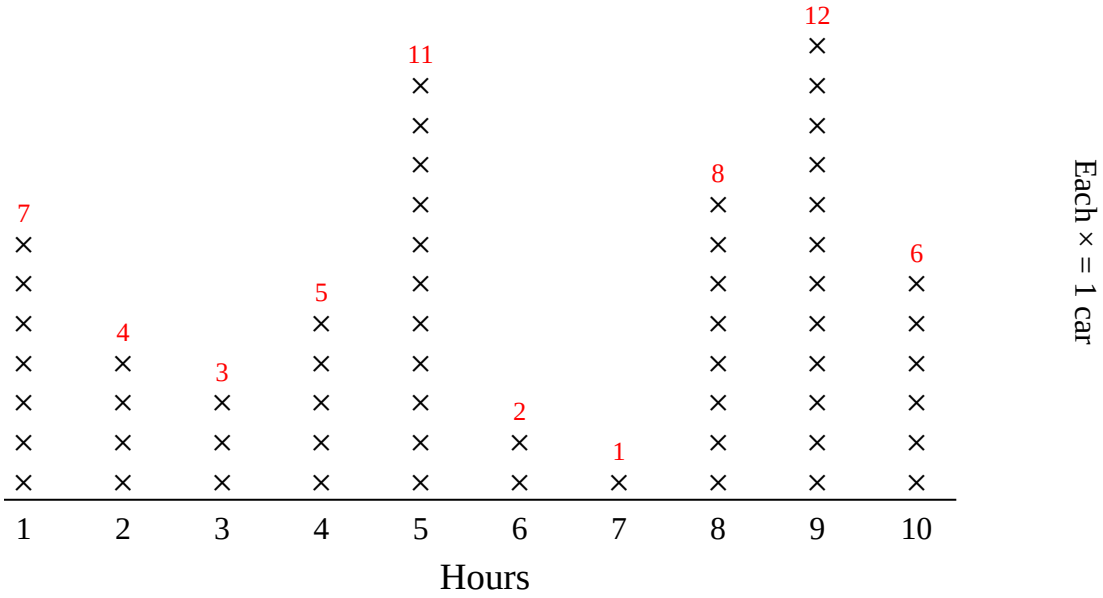

1) How many cars did she sell in hour 6?

2) How many hours did she sell more than 1 cars?

3) Did she sell more cars in hour 6 or in hour 3?

4) What is the difference in the number of cars she sold in hour 5 and the number she sold in hour 10?

5) What is the combined number of cars she sold in hour 9 and in hour 8?

6) Which hour did she sell the fewest cars?

7) How many hours did she sell fewer than 5 cars?

8) Did she sell fewer cars in hour 2 or in hour 8?

9) Which hours (if any) did she sell more than 5 cars?

10) She sold the most cars which hour?

11) Which hour did she sell exactly 11 cars?

Answers

1. **2**
2. **9**
3. **3**
4. **5**
5. **20**
6. **7**
7. **4**
8. **2**
9. **1,5,8,9,10**
10. **9**
11. **5**

1-10	91	82	73	64	55	45	36	27	18	9
11	0									

Interpreting Line Plots

Name:

Use the line plots to answer each question.



1) What is the difference in the number of books she read on week 1 and the number she read on week 5?

2) Did she read fewer books on week 6 or week 3?

3) Did she read more books on week 1 or week 5?

4) Which week did she read the fewest books?

5) She read the most books on which week?

6) Which weeks (if any) did she read more than 9 books?

7) How many books did she read on week 8?

8) How many weeks did she read fewer than 1 books?

9) How many weeks did she read more than 2 books?

10) What is the combined number of books she read on week 8 and week 5?

11) Which week did she read exactly 6 books?

Answers

1. _____
2. _____
3. _____
4. _____
5. _____
6. _____
7. _____
8. _____
9. _____
10. _____
11. _____

1-10	91	82	73	64	55	45	36	27	18	9
11	0									

Interpreting Line Plots

Name: **Answer Key**

Use the line plots to answer each question.



1) What is the difference in the number of books she read on week 1 and the number she read on week 5?

2) Did she read fewer books on week 6 or week 3?

3) Did she read more books on week 1 or week 5?

4) Which week did she read the fewest books?

5) She read the most books on which week?

6) Which weeks (if any) did she read more than 9 books?

7) How many books did she read on week 8?

8) How many weeks did she read fewer than 1 books?

9) How many weeks did she read more than 2 books?

10) What is the combined number of books she read on week 8 and week 5?

11) Which week did she read exactly 6 books?

Answers

1. **4**
2. **3**
3. **1**
4. **5**
5. **8**
6. **7,8,10**
7. **12**
8. **0**
9. **9**
10. **14**
11. **1**

1-10	91	82	73	64	55	45	36	27	18	9
11	0									

Interpreting Line Plots

Name:

Use the line plots to answer each question.



1) Did he beat fewer games in week 3 or in week 9?

2) Which weeks (if any) did he beat more than 5 games?

3) Which week did he beat exactly 11 games?

4) He beat the most games which week?

5) How many weeks did he beat fewer than 2 games?

6) Did he beat more games in week 10 or in week 1?

7) Which week did he beat the fewest games?

8) How many games did he beat in week 5?

9) How many weeks did he beat more than 8 games?

10) What is the combined number of games he beat in week 9 and in week 10?

11) What is the difference in the number of games he beat in week 3 and the number he beat in week 7?

Answers

1. _____
2. _____
3. _____
4. _____
5. _____
6. _____
7. _____
8. _____
9. _____
10. _____
11. _____

1-10	91	82	73	64	55	45	36	27	18	9
11	0									

Interpreting Line Plots

Name: **Answer Key**

Use the line plots to answer each question.



1) Did he beat fewer games in week 3 or in week 9?

2) Which weeks (if any) did he beat more than 5 games?

3) Which week did he beat exactly 11 games?

4) He beat the most games which week?

5) How many weeks did he beat fewer than 2 games?

6) Did he beat more games in week 10 or in week 1?

7) Which week did he beat the fewest games?

8) How many games did he beat in week 5?

9) How many weeks did he beat more than 8 games?

10) What is the combined number of games he beat in week 9 and in week 10?

11) What is the difference in the number of games he beat in week 3 and the number he beat in week 7?

Answers

1. **9**
2. **2,3,4,6,7,10**
3. **2**
4. **4**
5. **1**
6. **10**
7. **1**
8. **2**
9. **4**
10. **14**
11. **2**

1-10	91	82	73	64	55	45	36	27	18	9
11	0									

Interpreting Line Plots

Name:

Use the line plots to answer each question.

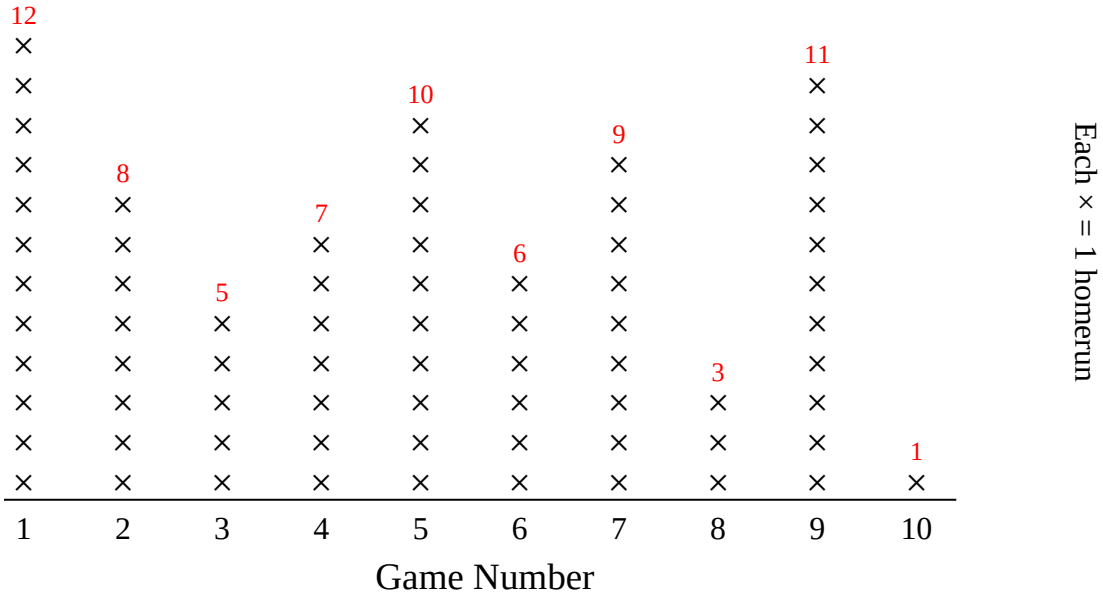

1) How many games did they score more than 6 home runs?

2) Which game did they score the fewest home runs?

3) What is the combined homeruns they scored in game 8 and game 10?

4) How many games did they score fewer than 1 home runs?

5) Did they score fewer home runs during game 10 or game 5?

6) They scored the most home runs in which game?

7) What is the difference in the number of home runs they scored in game 10 and the number they scored in game 9?

8) Which games (if any) did they score more than 9 homeruns?

9) How many home runs did the team score in game 10?

10) Did they score more home runs during game 9 or game 2?

11) Which game number did they score exactly 5 home runs?

Answers

1. _____
2. _____
3. _____
4. _____
5. _____
6. _____
7. _____
8. _____
9. _____
10. _____
11. _____

1-10	91	82	73	64	55	45	36	27	18	9
11	0									

Interpreting Line Plots

Name: **Answer Key**

Use the line plots to answer each question.

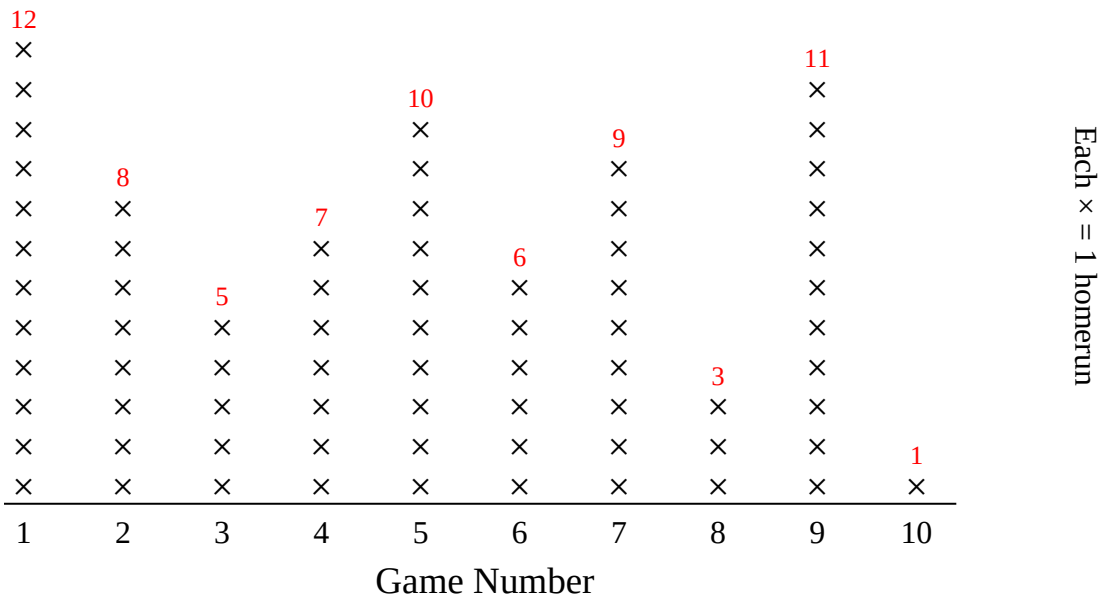

1) How many games did they score more than 6 home runs?

2) Which game did they score the fewest home runs?

3) What is the combined homeruns they scored in game 8 and game 10?

4) How many games did they score fewer than 1 home runs?

5) Did they score fewer home runs during game 10 or game 5?

6) They scored the most home runs in which game?

7) What is the difference in the number of home runs they scored in game 10 and the number they scored in game 9?

8) Which games (if any) did they score more than 9 homeruns?

9) How many home runs did the team score in game 10?

10) Did they score more home runs during game 9 or game 2?

11) Which game number did they score exactly 5 home runs?

Answers

1. **6**
2. **10**
3. **4**
4. **0**
5. **10**
6. **1**
7. **10**
8. **1,5,9**
9. **1**
10. **9**
11. **3**

1-10	91	82	73	64	55	45	36	27	18	9
11	0									

Interpreting Line Plots

Name:

Use the line plots to answer each question.

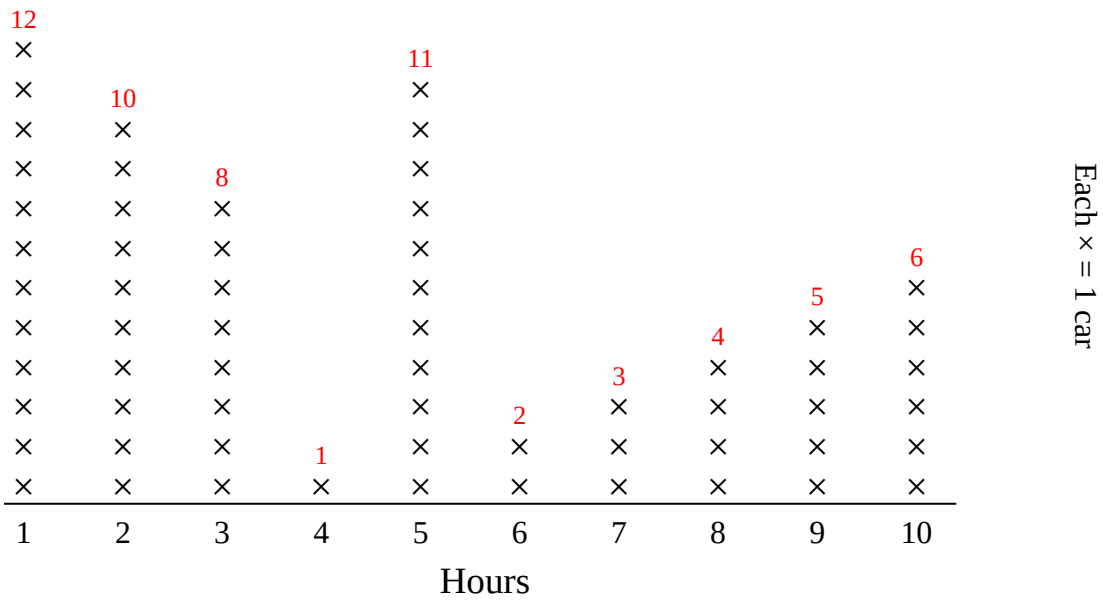

1) How many hours did she sell fewer than 3 cars?

2) How many cars did she sell in hour 2?

3) How many hours did she sell more than 5 cars?

4) Which hours (if any) did she sell more than 8 cars?

5) She sold the most cars which hour?

6) What is the combined number of cars she sold in hour 10 and in hour 8?

7) Did she sell more cars in hour 7 or in hour 6?

8) Which hour did she sell the fewest cars?

9) Which hour did she sell exactly 1 cars?

10) Did she sell fewer cars in hour 6 or in hour 10?

11) What is the difference in the number of cars she sold in hour 5 and the number she sold in hour 3?

Answers

1. _____
2. _____
3. _____
4. _____
5. _____
6. _____
7. _____
8. _____
9. _____
10. _____
11. _____

1-10	91	82	73	64	55	45	36	27	18	9
11	0									

Interpreting Line Plots

Name: **Answer Key**

Use the line plots to answer each question.

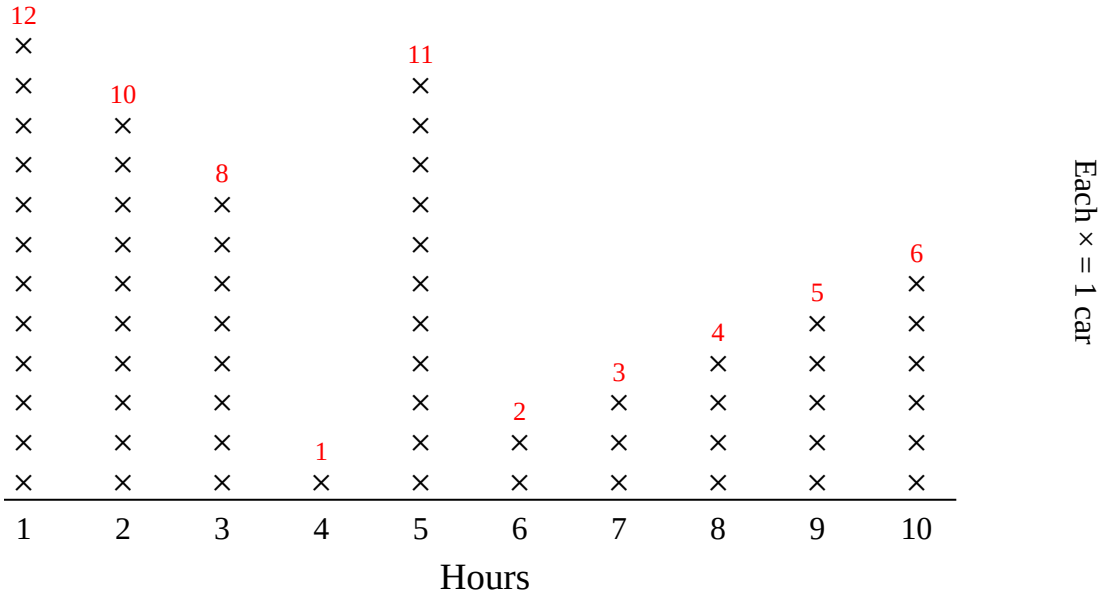

1) How many hours did she sell fewer than 3 cars?

2) How many cars did she sell in hour 2?

3) How many hours did she sell more than 5 cars?

4) Which hours (if any) did she sell more than 8 cars?

5) She sold the most cars which hour?

6) What is the combined number of cars she sold in hour 10 and in hour 8?

7) Did she sell more cars in hour 7 or in hour 6?

8) Which hour did she sell the fewest cars?

9) Which hour did she sell exactly 1 cars?

10) Did she sell fewer cars in hour 6 or in hour 10?

11) What is the difference in the number of cars she sold in hour 5 and the number she sold in hour 3?

Answers

1. **2**
2. **10**
3. **5**
4. **1,2,5**
5. **1**
6. **10**
7. **7**
8. **4**
9. **4**
10. **6**
11. **3**

1-10	91	82	73	64	55	45	36	27	18	9
11	0									

Interpreting Line Plots

Name:

Use the line plots to answer each question.



1) How many days did he sell fewer than 7 boxes?

2) Did he sell fewer boxes on day 7 or day 6?

3) He sold the greatest number of boxes on which day?

4) How many days did he sell more than 1 boxes?

5) What is the combined amount of boxes he sold on day 5 and on day 3?

6) He sold the least amount of chocolate on which day?

7) Which day did he sell exactly 6 boxes?

8) Which days (if any) did he sell more than 5 boxes?

9) Did he sell more boxes on day 10 or day 6?

10) How many boxes did he sell on day 5?

11) What is the difference in the number of boxes he sold on day 5 and the number he sold on day 3?

Answers

1. _____
2. _____
3. _____
4. _____
5. _____
6. _____
7. _____
8. _____
9. _____
10. _____
11. _____

1-10	91	82	73	64	55	45	36	27	18	9
11	0									

Interpreting Line Plots

Name: **Answer Key**

Use the line plots to answer each question.



1) How many days did he sell fewer than 7 boxes?

2) Did he sell fewer boxes on day 7 or day 6?

3) He sold the greatest number of boxes on which day?

4) How many days did he sell more than 1 boxes?

5) What is the combined amount of boxes he sold on day 5 and on day 3?

6) He sold the least amount of chocolate on which day?

7) Which day did he sell exactly 6 boxes?

8) Which days (if any) did he sell more than 5 boxes?

9) Did he sell more boxes on day 10 or day 6?

10) How many boxes did he sell on day 5?

11) What is the difference in the number of boxes he sold on day 5 and the number he sold on day 3?

Answers

1. **5**
2. **6**
3. **4**
4. **9**
5. **3**
6. **5**
7. **6**
8. **1,2,4,6,7,9**
9. **6**
10. **1**
11. **1**

1-10	91	82	73	64	55	45	36	27	18	9
11	0									

Interpreting Line Plots

Name:

Use the line plots to answer each question.

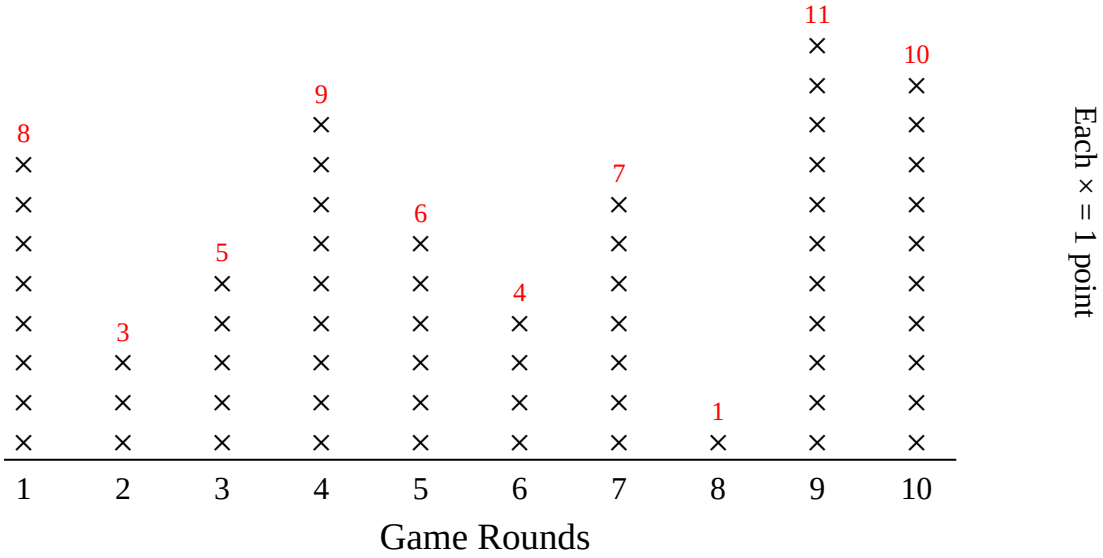

1) Which rounds (if any) did they score more than 8 points?

2) How many rounds did they score more than 7 points?

3) How many points did they score in round 8?

4) Did they score more points in round 3 or round 9?

5) They scored the most points in which round?

6) What is the combined points they scored in round 3 and round 1?

7) What is the difference in the number of points they scored in round 8 and the number they scored in round 3?

8) Did they score fewer points in round 3 or round 1?

9) Which round did they score exactly 1 points?

10) How many rounds did they score fewer than 7 points?

11) Which round did they score the fewest points?

Answers

1. _____
2. _____
3. _____
4. _____
5. _____
6. _____
7. _____
8. _____
9. _____
10. _____
11. _____

1-10	91	82	73	64	55	45	36	27	18	9
11	0									

Interpreting Line Plots

Name: **Answer Key**

Use the line plots to answer each question.

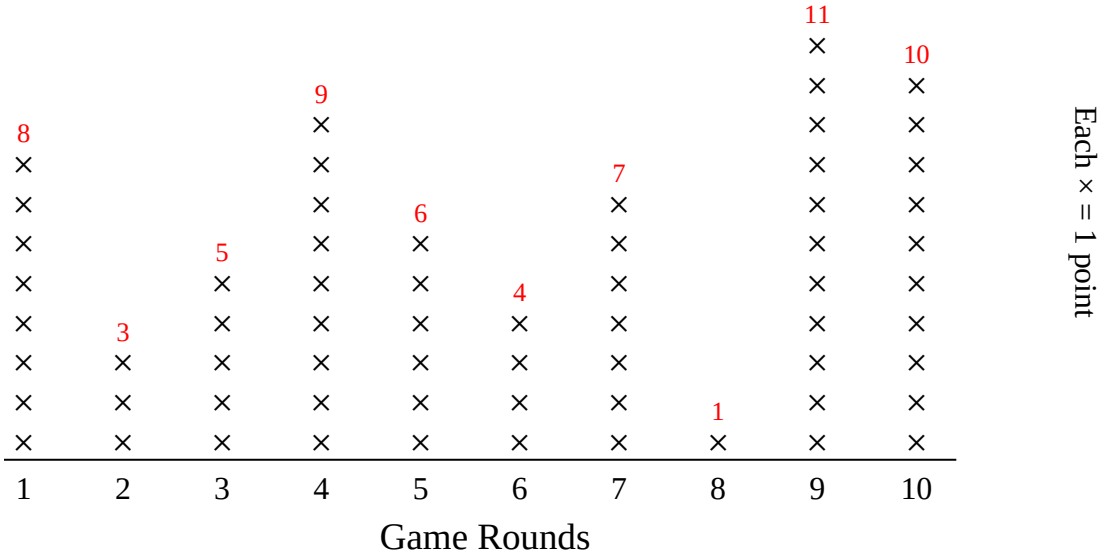

1) Which rounds (if any) did they score more than 8 points?

2) How many rounds did they score more than 7 points?

3) How many points did they score in round 8?

4) Did they score more points in round 3 or round 9?

5) They scored the most points in which round?

6) What is the combined points they scored in round 3 and round 1?

7) What is the difference in the number of points they scored in round 8 and the number they scored in round 3?

8) Did they score fewer points in round 3 or round 1?

9) Which round did they score exactly 1 points?

10) How many rounds did they score fewer than 7 points?

11) Which round did they score the fewest points?

Answers

1. **4,9,10**
2. **4**
3. **1**
4. **9**
5. **9**
6. **13**
7. **4**
8. **3**
9. **8**
10. **5**
11. **8**

1-10	91	82	73	64	55	45	36	27	18	9
11	0									

Interpreting Line Plots

Name:

Use the line plots to answer each question.

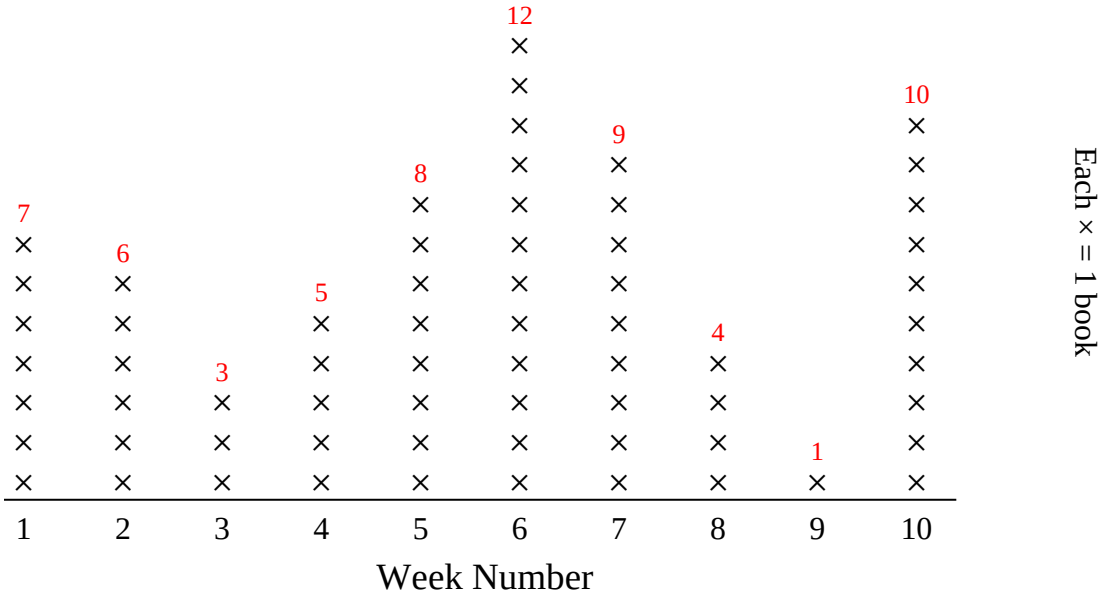

1) She read the most books on which week?

2) What is the combined number of books she read on week 4 and week 9?

3) Did she read more books on week 6 or week 8?

4) Which weeks (if any) did she read more than 9 books?

5) How many weeks did she read more than 3 books?

6) Did she read fewer books on week 5 or week 6?

7) How many weeks did she read fewer than 9 books?

8) Which week did she read exactly 9 books?

9) What is the difference in the number of books she read on week 4 and the number she read on week 8?

10) Which week did she read the fewest books?

11) How many books did she read on week 7?

Answers

1. _____
2. _____
3. _____
4. _____
5. _____
6. _____
7. _____
8. _____
9. _____
10. _____
11. _____

1-10	91	82	73	64	55	45	36	27	18	9
11	0									

Interpreting Line Plots

Name: **Answer Key**

Use the line plots to answer each question.

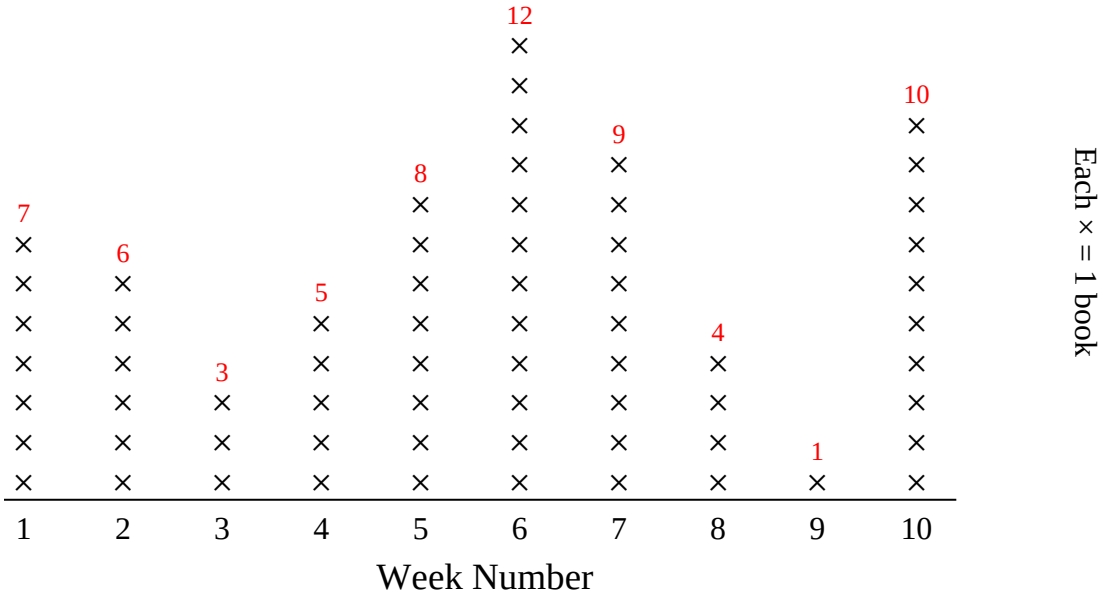

1) She read the most books on which week?

2) What is the combined number of books she read on week 4 and week 9?

3) Did she read more books on week 6 or week 8?

4) Which weeks (if any) did she read more than 9 books?

5) How many weeks did she read more than 3 books?

6) Did she read fewer books on week 5 or week 6?

7) How many weeks did she read fewer than 9 books?

8) Which week did she read exactly 9 books?

9) What is the difference in the number of books she read on week 4 and the number she read on week 8?

10) Which week did she read the fewest books?

11) How many books did she read on week 7?

Answers

1. **6**
2. **6**
3. **6**
4. **6,10**
5. **8**
6. **5**
7. **7**
8. **7**
9. **1**
10. **9**
11. **9**

1-10	91	82	73	64	55	45	36	27	18	9
11	0									

Interpreting Line Plots

Name:

Use the line plots to answer each question.



1) Did she read fewer books on week 7 or week 9?

2) What is the difference in the number of books she read on week 8 and the number she read on week 7?

3) Which week did she read exactly 5 books?

4) Which weeks (if any) did she read more than 9 books?

5) What is the combined number of books she read on week 2 and week 7?

6) How many weeks did she read fewer than 9 books?

7) She read the most books on which week?

8) How many weeks did she read more than 9 books?

9) Did she read more books on week 10 or week 5?

10) How many books did she read on week 2?

11) Which week did she read the fewest books?

Answers

1. _____
2. _____
3. _____
4. _____
5. _____
6. _____
7. _____
8. _____
9. _____
10. _____
11. _____

1-10	91	82	73	64	55	45	36	27	18	9
11	0									

Interpreting Line Plots

Name: **Answer Key**

Use the line plots to answer each question.



1) Did she read fewer books on week 7 or week 9?

2) What is the difference in the number of books she read on week 8 and the number she read on week 7?

3) Which week did she read exactly 5 books?

4) Which weeks (if any) did she read more than 9 books?

5) What is the combined number of books she read on week 2 and week 7?

6) How many weeks did she read fewer than 9 books?

7) She read the most books on which week?

8) How many weeks did she read more than 9 books?

9) Did she read more books on week 10 or week 5?

10) How many books did she read on week 2?

11) Which week did she read the fewest books?

Answers

1. **9**
2. **4**
3. **6**
4. **5,7**
5. **13**
6. **7**
7. **5**
8. **2**
9. **5**
10. **3**
11. **3**

1-10	91	82	73	64	55	45	36	27	18	9
11	0									

Interpreting Line Plots

Name:

Use the line plots to answer each question.



1) Which week did she read exactly 11 books?

2) How many weeks did she read more than 4 books?

3) What is the difference in the number of books she read on week 4 and the number she read on week 8?

4) Which week did she read the fewest books?

5) She read the most books on which week?

6) Did she read fewer books on week 1 or week 10?

7) How many weeks did she read fewer than 8 books?

8) Did she read more books on week 6 or week 2?

9) How many books did she read on week 1?

10) Which weeks (if any) did she read more than 6 books?

11) What is the combined number of books she read on week 6 and week 9?

Answers

1. _____
2. _____
3. _____
4. _____
5. _____
6. _____
7. _____
8. _____
9. _____
10. _____
11. _____

1-10	91	82	73	64	55	45	36	27	18	9
11	0									

Interpreting Line Plots

Name: **Answer Key**

Use the line plots to answer each question.



1) Which week did she read exactly 11 books?

2) How many weeks did she read more than 4 books?

3) What is the difference in the number of books she read on week 4 and the number she read on week 8?

4) Which week did she read the fewest books?

5) She read the most books on which week?

6) Did she read fewer books on week 1 or week 10?

7) How many weeks did she read fewer than 8 books?

8) Did she read more books on week 6 or week 2?

9) How many books did she read on week 1?

10) Which weeks (if any) did she read more than 6 books?

11) What is the combined number of books she read on week 6 and week 9?

Answers

1. **7**
2. **7**
3. **8**
4. **10**
5. **4**
6. **10**
7. **6**
8. **2**
9. **7**
10. **1,2,4,5,7**
11. **11**

1-10	91	82	73	64	55	45	36	27	18	9
11	0									