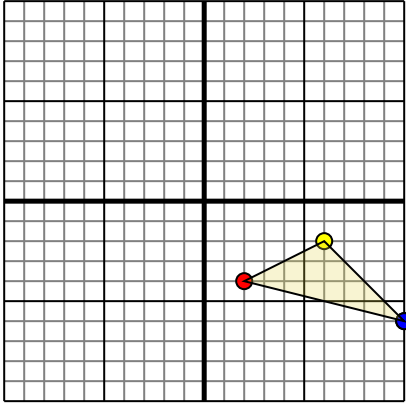




Rotate each shape as described.

1)

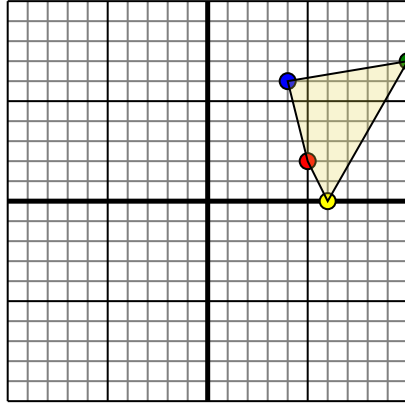


The shape above has the following coordinates:

- A. (2,-4)
- B. (6,-2)
- C. (10,-6)

Rotate the shape 90° counter-clockwise.

2)

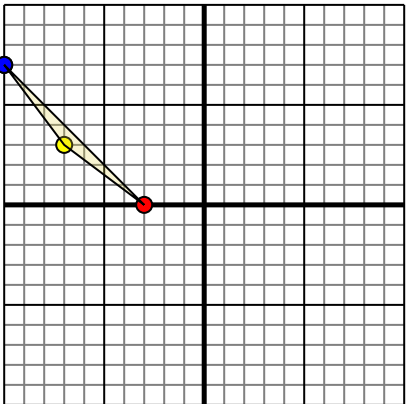


The shape above has the following coordinates:

- A. (5,2)
- B. (6,0)
- C. (10,7)
- D. (4,6)

Rotate the shape 90° counter-clockwise.

3)

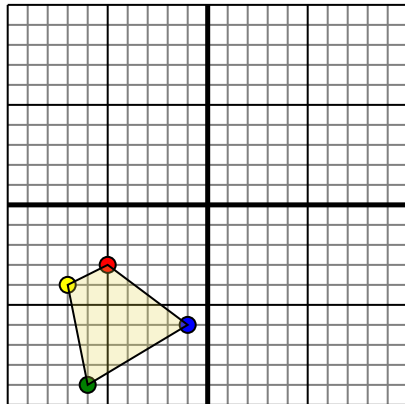


The shape above has the following coordinates:

- A. (-3,0)
- B. (-7,3)
- C. (-10,7)

Rotate the shape 180° clockwise.

4)



The shape above has the following coordinates:

- A. (-5,-3)
- B. (-7,-4)
- C. (-6,-9)
- D. (-1,-6)

Rotate the shape 270° clockwise.

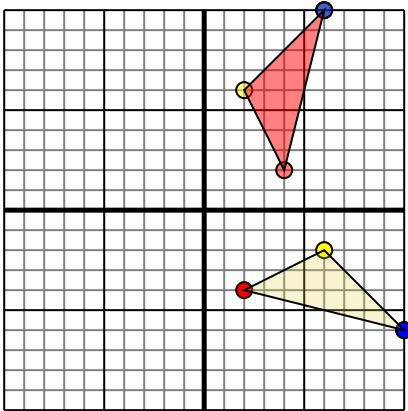
Answers

1. _____ [Graph](#)
2. _____ [Graph](#)
3. _____ [Graph](#)
4. _____ [Graph](#)



Rotate each shape as described.

1)

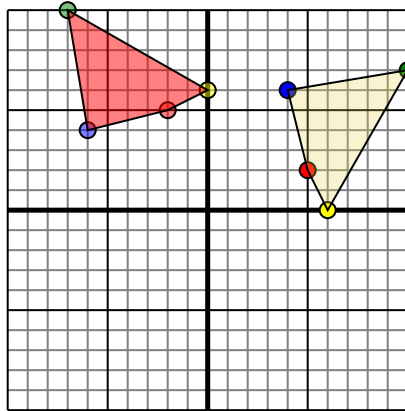


The shape above has the following coordinates:

- A. (2,-4)
- B. (6,-2)
- C. (10,-6)

Rotate the shape 90° counter-clockwise.

2)

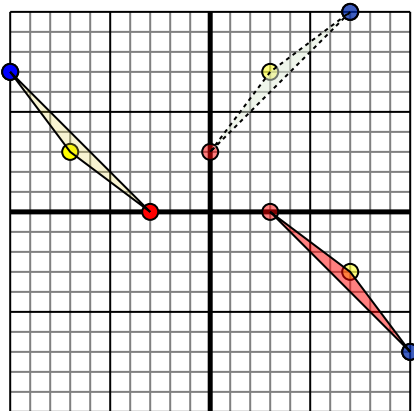


The shape above has the following coordinates:

- A. (5,2)
- B. (6,0)
- C. (10,7)
- D. (4,6)

Rotate the shape 90° counter-clockwise.

3)

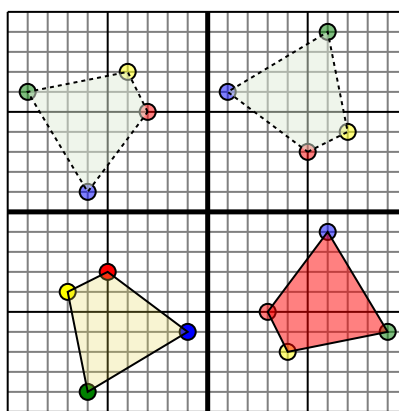


The shape above has the following coordinates:

- A. (-3,0)
- B. (-7,3)
- C. (-10,7)

Rotate the shape 180° clockwise.

4)



The shape above has the following coordinates:

- A. (-5,-3)
- B. (-7,-4)
- C. (-6,-9)
- D. (-1,-6)

Rotate the shape 270° clockwise.

Answers

1. **4,2** **2,6** **6,10** [Graph](#)
2. **-2,5** **0,6** **-7,10** **-6,4** [Graph](#)
3. **3,0** **7,-3** **10,-7** [Graph](#)
4. **3,-5** **4,-7** **9,-6** **6,-1** [Graph](#)