



Determine which quadrant each pair of coordinates will be in.



Answers

- |                      |             |            |             |
|----------------------|-------------|------------|-------------|
| <b>Ex)</b> (1 , 18)  | (-1 , 18)   | (-1 , -18) | (1 , -18)   |
| <b>1)</b> (-6 , -12) | (-6 , 12)   | (6 , -12)  | (6 , 12)    |
| <b>2)</b> (2 , -6)   | (-2 , -6)   | (2 , 6)    | (-2 , 6)    |
| <b>3)</b> (-6 , -10) | (6 , 10)    | (6 , -10)  | (-6 , 10)   |
| <b>4)</b> (-18 , 9)  | (18 , -9)   | (-18 , -9) | (18 , 9)    |
| <b>5)</b> (-3 , -2)  | (3 , 2)     | (-3 , 2)   | (3 , -2)    |
| <b>6)</b> (19 , -19) | (-19 , -19) | (19 , 19)  | (-19 , 19)  |
| <b>7)</b> (-11 , 3)  | (-11 , -3)  | (11 , 3)   | (11 , -3)   |
| <b>8)</b> (10 , 11)  | (10 , -11)  | (-10 , 11) | (-10 , -11) |
| <b>9)</b> (-12 , 16) | (12 , -16)  | (12 , 16)  | (-12 , -16) |
| <b>10)</b> (-7 , 4)  | (7 , -4)    | (7 , 4)    | (-7 , -4)   |

- Ex. 1 2 3 4
1. \_\_\_\_\_
2. \_\_\_\_\_
3. \_\_\_\_\_
4. \_\_\_\_\_
5. \_\_\_\_\_
6. \_\_\_\_\_
7. \_\_\_\_\_
8. \_\_\_\_\_
9. \_\_\_\_\_
10. \_\_\_\_\_



Determine which quadrant each pair of coordinates will be in.



Ex) (1 , 18)                      (-1 , 18)                      (-1 , -18)                      (1 , -18)

1) (-6 , -12)                      (-6 , 12)                      (6 , -12)                      (6 , 12)

2) (2 , -6)                      (-2 , -6)                      (2 , 6)                      (-2 , 6)

3) (-6 , -10)                      (6 , 10)                      (6 , -10)                      (-6 , 10)

4) (-18 , 9)                      (18 , -9)                      (-18 , -9)                      (18 , 9)

5) (-3 , -2)                      (3 , 2)                      (-3 , 2)                      (3 , -2)

6) (19 , -19)                      (-19 , -19)                      (19 , 19)                      (-19 , 19)

7) (-11 , 3)                      (-11 , -3)                      (11 , 3)                      (11 , -3)

8) (10 , 11)                      (10 , -11)                      (-10 , 11)                      (-10 , -11)

9) (-12 , 16)                      (12 , -16)                      (12 , 16)                      (-12 , -16)

10) (-7 , 4)                      (7 , -4)                      (7 , 4)                      (-7 , -4)

Answers

Ex. 1 2 3 4

1. 3 2 4 1

2. 4 3 1 2

3. 3 1 4 2

4. 2 4 3 1

5. 3 1 2 4

6. 4 3 1 2

7. 2 3 1 4

8. 1 4 2 3

9. 2 4 1 3

10. 2 4 1 3



Determine which quadrant each pair of coordinates will be in.



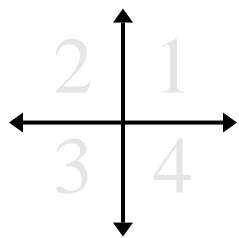
Answers

- Ex)** (17 , -17)                      (17 , 17)                      (-17 , -17)                      (-17 , 17)
- 1)** (10 , -2)                      (-10 , 2)                      (10 , 2)                      (-10 , -2)
- 2)** (14 , 9)                      (14 , -9)                      (-14 , -9)                      (-14 , 9)
- 3)** (17 , -17)                      (-17 , 17)                      (-17 , -17)                      (17 , 17)
- 4)** (-15 , 6)                      (15 , -6)                      (15 , 6)                      (-15 , -6)
- 5)** (7 , -9)                      (7 , 9)                      (-7 , -9)                      (-7 , 9)
- 6)** (11 , 15)                      (-11 , -15)                      (11 , -15)                      (-11 , 15)
- 7)** (6 , -8)                      (-6 , 8)                      (6 , 8)                      (-6 , -8)
- 8)** (-14 , 12)                      (14 , 12)                      (14 , -12)                      (-14 , -12)
- 9)** (-9 , 11)                      (-9 , -11)                      (9 , 11)                      (9 , -11)
- 10)** (-15 , 11)                      (-15 , -11)                      (15 , 11)                      (15 , -11)

- Ex. 4 1 3 2
1. \_\_\_\_\_
2. \_\_\_\_\_
3. \_\_\_\_\_
4. \_\_\_\_\_
5. \_\_\_\_\_
6. \_\_\_\_\_
7. \_\_\_\_\_
8. \_\_\_\_\_
9. \_\_\_\_\_
10. \_\_\_\_\_



Determine which quadrant each pair of coordinates will be in.



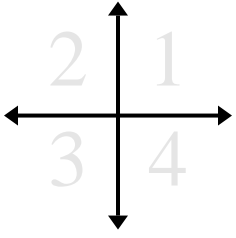
<b>Ex)</b>	(17 , -17)	(17 , 17)	(-17 , -17)	(-17 , 17)
<b>1)</b>	(10 , -2)	(-10 , 2)	(10 , 2)	(-10 , -2)
<b>2)</b>	(14 , 9)	(14 , -9)	(-14 , -9)	(-14 , 9)
<b>3)</b>	(17 , -17)	(-17 , 17)	(-17 , -17)	(17 , 17)
<b>4)</b>	(-15 , 6)	(15 , -6)	(15 , 6)	(-15 , -6)
<b>5)</b>	(7 , -9)	(7 , 9)	(-7 , -9)	(-7 , 9)
<b>6)</b>	(11 , 15)	(-11 , -15)	(11 , -15)	(-11 , 15)
<b>7)</b>	(6 , -8)	(-6 , 8)	(6 , 8)	(-6 , -8)
<b>8)</b>	(-14 , 12)	(14 , 12)	(14 , -12)	(-14 , -12)
<b>9)</b>	(-9 , 11)	(-9 , -11)	(9 , 11)	(9 , -11)
<b>10)</b>	(-15 , 11)	(-15 , -11)	(15 , 11)	(15 , -11)

Answers

Ex.	<u>4</u>	<u>1</u>	<u>3</u>	<u>2</u>
1.	<u>4</u>	<u>2</u>	<u>1</u>	<u>3</u>
2.	<u>1</u>	<u>4</u>	<u>3</u>	<u>2</u>
3.	<u>4</u>	<u>2</u>	<u>3</u>	<u>1</u>
4.	<u>2</u>	<u>4</u>	<u>1</u>	<u>3</u>
5.	<u>4</u>	<u>1</u>	<u>3</u>	<u>2</u>
6.	<u>1</u>	<u>3</u>	<u>4</u>	<u>2</u>
7.	<u>4</u>	<u>2</u>	<u>1</u>	<u>3</u>
8.	<u>2</u>	<u>1</u>	<u>4</u>	<u>3</u>
9.	<u>2</u>	<u>3</u>	<u>1</u>	<u>4</u>
10.	<u>2</u>	<u>3</u>	<u>1</u>	<u>4</u>



Determine which quadrant each pair of coordinates will be in.



Answers

Ex. 4 1 2 3

Ex) (12 , -20)                      (12 , 20)                      (-12 , 20)                      (-12 , -20)

1. \_\_\_\_\_

1) (-18 , 17)                      (18 , 17)                      (18 , -17)                      (-18 , -17)

2. \_\_\_\_\_

2) (3 , 1)                      (-3 , -1)                      (-3 , 1)                      (3 , -1)

3. \_\_\_\_\_

4. \_\_\_\_\_

3) (-17 , -2)                      (17 , -2)                      (-17 , 2)                      (17 , 2)

5. \_\_\_\_\_

6. \_\_\_\_\_

4) (7 , -8)                      (-7 , 8)                      (-7 , -8)                      (7 , 8)

7. \_\_\_\_\_

8. \_\_\_\_\_

5) (16 , -13)                      (16 , 13)                      (-16 , 13)                      (-16 , -13)

9. \_\_\_\_\_

10. \_\_\_\_\_

6) (-5 , -5)                      (5 , -5)                      (-5 , 5)                      (5 , 5)

7) (-14 , 3)                      (14 , 3)                      (14 , -3)                      (-14 , -3)

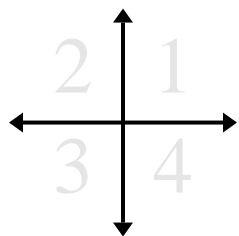
8) (5 , 5)                      (-5 , -5)                      (-5 , 5)                      (5 , -5)

9) (-11 , -6)                      (11 , -6)                      (-11 , 6)                      (11 , 6)

10) (9 , -20)                      (-9 , -20)                      (-9 , 20)                      (9 , 20)



Determine which quadrant each pair of coordinates will be in.



Ex) (12 , -20)                      (12 , 20)                      (-12 , 20)                      (-12 , -20)

1) (-18 , 17)                      (18 , 17)                      (18 , -17)                      (-18 , -17)

2) (3 , 1)                      (-3 , -1)                      (-3 , 1)                      (3 , -1)

3) (-17 , -2)                      (17 , -2)                      (-17 , 2)                      (17 , 2)

4) (7 , -8)                      (-7 , 8)                      (-7 , -8)                      (7 , 8)

5) (16 , -13)                      (16 , 13)                      (-16 , 13)                      (-16 , -13)

6) (-5 , -5)                      (5 , -5)                      (-5 , 5)                      (5 , 5)

7) (-14 , 3)                      (14 , 3)                      (14 , -3)                      (-14 , -3)

8) (5 , 5)                      (-5 , -5)                      (-5 , 5)                      (5 , -5)

9) (-11 , -6)                      (11 , -6)                      (-11 , 6)                      (11 , 6)

10) (9 , -20)                      (-9 , -20)                      (-9 , 20)                      (9 , 20)

Answers

Ex. 4 1 2 3

1. 2 1 4 3

2. 1 3 2 4

3. 3 4 2 1

4. 4 2 3 1

5. 4 1 2 3

6. 3 4 2 1

7. 2 1 4 3

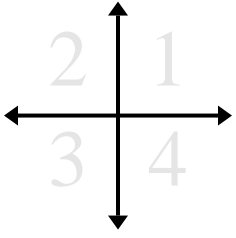
8. 1 3 2 4

9. 3 4 2 1

10. 4 3 2 1



Determine which quadrant each pair of coordinates will be in.



Answers

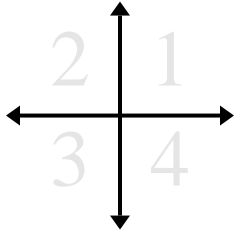
Ex. 4 1 2 3

- |                      |             |            |             |
|----------------------|-------------|------------|-------------|
| <b>Ex)</b> (8 , -18) | (8 , 18)    | (-8 , 18)  | (-8 , -18)  |
| <b>1)</b> (-2 , -18) | (-2 , 18)   | (2 , 18)   | (2 , -18)   |
| <b>2)</b> (-9 , 2)   | (9 , 2)     | (9 , -2)   | (-9 , -2)   |
| <b>3)</b> (7 , -13)  | (-7 , 13)   | (7 , 13)   | (-7 , -13)  |
| <b>4)</b> (-7 , 3)   | (7 , -3)    | (7 , 3)    | (-7 , -3)   |
| <b>5)</b> (11 , 17)  | (-11 , 17)  | (11 , -17) | (-11 , -17) |
| <b>6)</b> (13 , -19) | (-13 , -19) | (13 , 19)  | (-13 , 19)  |
| <b>7)</b> (-9 , -18) | (9 , -18)   | (9 , 18)   | (-9 , 18)   |
| <b>8)</b> (16 , 19)  | (-16 , 19)  | (16 , -19) | (-16 , -19) |
| <b>9)</b> (12 , 10)  | (-12 , 10)  | (12 , -10) | (-12 , -10) |
| <b>10)</b> (-5 , 14) | (5 , -14)   | (-5 , -14) | (5 , 14)    |

1. \_\_\_\_\_
2. \_\_\_\_\_
3. \_\_\_\_\_
4. \_\_\_\_\_
5. \_\_\_\_\_
6. \_\_\_\_\_
7. \_\_\_\_\_
8. \_\_\_\_\_
9. \_\_\_\_\_
10. \_\_\_\_\_



Determine which quadrant each pair of coordinates will be in.



- |                      |             |            |             |
|----------------------|-------------|------------|-------------|
| <b>Ex)</b> (8 , -18) | (8 , 18)    | (-8 , 18)  | (-8 , -18)  |
| <b>1)</b> (-2 , -18) | (-2 , 18)   | (2 , 18)   | (2 , -18)   |
| <b>2)</b> (-9 , 2)   | (9 , 2)     | (9 , -2)   | (-9 , -2)   |
| <b>3)</b> (7 , -13)  | (-7 , 13)   | (7 , 13)   | (-7 , -13)  |
| <b>4)</b> (-7 , 3)   | (7 , -3)    | (7 , 3)    | (-7 , -3)   |
| <b>5)</b> (11 , 17)  | (-11 , 17)  | (11 , -17) | (-11 , -17) |
| <b>6)</b> (13 , -19) | (-13 , -19) | (13 , 19)  | (-13 , 19)  |
| <b>7)</b> (-9 , -18) | (9 , -18)   | (9 , 18)   | (-9 , 18)   |
| <b>8)</b> (16 , 19)  | (-16 , 19)  | (16 , -19) | (-16 , -19) |
| <b>9)</b> (12 , 10)  | (-12 , 10)  | (12 , -10) | (-12 , -10) |
| <b>10)</b> (-5 , 14) | (5 , -14)   | (-5 , -14) | (5 , 14)    |

Answers

- |     |          |          |          |          |
|-----|----------|----------|----------|----------|
| Ex. | <u>4</u> | <u>1</u> | <u>2</u> | <u>3</u> |
| 1.  | <u>3</u> | <u>2</u> | <u>1</u> | <u>4</u> |
| 2.  | <u>2</u> | <u>1</u> | <u>4</u> | <u>3</u> |
| 3.  | <u>4</u> | <u>2</u> | <u>1</u> | <u>3</u> |
| 4.  | <u>2</u> | <u>4</u> | <u>1</u> | <u>3</u> |
| 5.  | <u>1</u> | <u>2</u> | <u>4</u> | <u>3</u> |
| 6.  | <u>4</u> | <u>3</u> | <u>1</u> | <u>2</u> |
| 7.  | <u>3</u> | <u>4</u> | <u>1</u> | <u>2</u> |
| 8.  | <u>1</u> | <u>2</u> | <u>4</u> | <u>3</u> |
| 9.  | <u>1</u> | <u>2</u> | <u>4</u> | <u>3</u> |
| 10. | <u>2</u> | <u>4</u> | <u>3</u> | <u>1</u> |





Determine which quadrant each pair of coordinates will be in.



Answers

- |                       |             |             |            |
|-----------------------|-------------|-------------|------------|
| <b>Ex)</b> (17 , 5)   | (-17 , -5)  | (-17 , 5)   | (17 , -5)  |
| <b>1)</b> (-8 , -9)   | (8 , -9)    | (-8 , 9)    | (8 , 9)    |
| <b>2)</b> (-10 , -2)  | (10 , -2)   | (10 , 2)    | (-10 , 2)  |
| <b>3)</b> (5 , 6)     | (-5 , 6)    | (-5 , -6)   | (5 , -6)   |
| <b>4)</b> (-10 , 19)  | (-10 , -19) | (10 , 19)   | (10 , -19) |
| <b>5)</b> (-17 , 5)   | (17 , -5)   | (-17 , -5)  | (17 , 5)   |
| <b>6)</b> (-4 , -7)   | (4 , -7)    | (4 , 7)     | (-4 , 7)   |
| <b>7)</b> (-20 , -11) | (20 , 11)   | (20 , -11)  | (-20 , 11) |
| <b>8)</b> (20 , 6)    | (-20 , -6)  | (-20 , 6)   | (20 , -6)  |
| <b>9)</b> (-13 , 16)  | (-13 , -16) | (13 , -16)  | (13 , 16)  |
| <b>10)</b> (-13 , 18) | (13 , 18)   | (-13 , -18) | (13 , -18) |

- Ex. 1 3 2 4
1. \_\_\_\_\_
2. \_\_\_\_\_
3. \_\_\_\_\_
4. \_\_\_\_\_
5. \_\_\_\_\_
6. \_\_\_\_\_
7. \_\_\_\_\_
8. \_\_\_\_\_
9. \_\_\_\_\_
10. \_\_\_\_\_



Determine which quadrant each pair of coordinates will be in.



Ex) (17 , 5)                      (-17 , -5)                      (-17 , 5)                      (17 , -5)

1) (-8 , -9)                      (8 , -9)                      (-8 , 9)                      (8 , 9)

2) (-10 , -2)                      (10 , -2)                      (10 , 2)                      (-10 , 2)

3) (5 , 6)                      (-5 , 6)                      (-5 , -6)                      (5 , -6)

4) (-10 , 19)                      (-10 , -19)                      (10 , 19)                      (10 , -19)

5) (-17 , 5)                      (17 , -5)                      (-17 , -5)                      (17 , 5)

6) (-4 , -7)                      (4 , -7)                      (4 , 7)                      (-4 , 7)

7) (-20 , -11)                      (20 , 11)                      (20 , -11)                      (-20 , 11)

8) (20 , 6)                      (-20 , -6)                      (-20 , 6)                      (20 , -6)

9) (-13 , 16)                      (-13 , -16)                      (13 , -16)                      (13 , 16)

10) (-13 , 18)                      (13 , 18)                      (-13 , -18)                      (13 , -18)

Answers

Ex. 1 3 2 4

1. 3 4 2 1

2. 3 4 1 2

3. 1 2 3 4

4. 2 3 1 4

5. 2 4 3 1

6. 3 4 1 2

7. 3 1 4 2

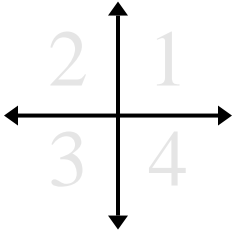
8. 1 3 2 4

9. 2 3 4 1

10. 2 1 3 4



Determine which quadrant each pair of coordinates will be in.



Answers

Ex. 4 3 1 2

Ex) (15 , -19)                      (-15 , -19)                      (15 , 19)                      (-15 , 19)

1. \_\_\_\_\_

1) (17 , -3)                      (17 , 3)                      (-17 , -3)                      (-17 , 3)

2. \_\_\_\_\_

2) (-20 , 5)                      (-20 , -5)                      (20 , -5)                      (20 , 5)

3. \_\_\_\_\_

3) (-18 , 19)                      (18 , -19)                      (18 , 19)                      (-18 , -19)

4. \_\_\_\_\_

4) (6 , 12)                      (6 , -12)                      (-6 , 12)                      (-6 , -12)

5. \_\_\_\_\_

5) (9 , 10)                      (9 , -10)                      (-9 , 10)                      (-9 , -10)

6. \_\_\_\_\_

6) (-7 , -4)                      (7 , -4)                      (7 , 4)                      (-7 , 4)

7. \_\_\_\_\_

7) (-16 , 10)                      (16 , -10)                      (16 , 10)                      (-16 , -10)

8. \_\_\_\_\_

8) (15 , -16)                      (-15 , 16)                      (15 , 16)                      (-15 , -16)

9. \_\_\_\_\_

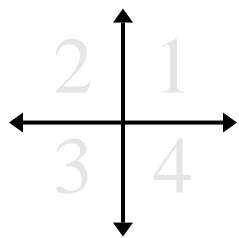
9) (10 , -12)                      (-10 , 12)                      (-10 , -12)                      (10 , 12)

10. \_\_\_\_\_

10) (-16 , 5)                      (-16 , -5)                      (16 , 5)                      (16 , -5)



Determine which quadrant each pair of coordinates will be in.



Ex) (15 , -19)                      (-15 , -19)                      (15 , 19)                      (-15 , 19)

1) (17 , -3)                      (17 , 3)                      (-17 , -3)                      (-17 , 3)

2) (-20 , 5)                      (-20 , -5)                      (20 , -5)                      (20 , 5)

3) (-18 , 19)                      (18 , -19)                      (18 , 19)                      (-18 , -19)

4) (6 , 12)                      (6 , -12)                      (-6 , 12)                      (-6 , -12)

5) (9 , 10)                      (9 , -10)                      (-9 , 10)                      (-9 , -10)

6) (-7 , -4)                      (7 , -4)                      (7 , 4)                      (-7 , 4)

7) (-16 , 10)                      (16 , -10)                      (16 , 10)                      (-16 , -10)

8) (15 , -16)                      (-15 , 16)                      (15 , 16)                      (-15 , -16)

9) (10 , -12)                      (-10 , 12)                      (-10 , -12)                      (10 , 12)

10) (-16 , 5)                      (-16 , -5)                      (16 , 5)                      (16 , -5)

Answers

Ex. 4 3 1 2

1. 4 1 3 2

2. 2 3 4 1

3. 2 4 1 3

4. 1 4 2 3

5. 1 4 2 3

6. 3 4 1 2

7. 2 4 1 3

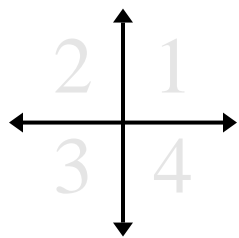
8. 4 2 1 3

9. 4 2 3 1

10. 2 3 1 4



Determine which quadrant each pair of coordinates will be in.



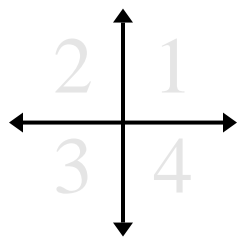
Answers

- |            |             |              |              |              |
|------------|-------------|--------------|--------------|--------------|
| <b>Ex)</b> | $(-12, -7)$ | $(12, 7)$    | $(12, -7)$   | $(-12, 7)$   |
| <b>1)</b>  | $(-19, -5)$ | $(19, 5)$    | $(19, -5)$   | $(-19, 5)$   |
| <b>2)</b>  | $(9, 5)$    | $(9, -5)$    | $(-9, -5)$   | $(-9, 5)$    |
| <b>3)</b>  | $(4, 18)$   | $(-4, 18)$   | $(4, -18)$   | $(-4, -18)$  |
| <b>4)</b>  | $(-12, 15)$ | $(-12, -15)$ | $(12, 15)$   | $(12, -15)$  |
| <b>5)</b>  | $(-6, 13)$  | $(6, -13)$   | $(-6, -13)$  | $(6, 13)$    |
| <b>6)</b>  | $(-15, 10)$ | $(15, 10)$   | $(-15, -10)$ | $(15, -10)$  |
| <b>7)</b>  | $(1, -1)$   | $(-1, 1)$    | $(-1, -1)$   | $(1, 1)$     |
| <b>8)</b>  | $(-5, 9)$   | $(-5, -9)$   | $(5, -9)$    | $(5, 9)$     |
| <b>9)</b>  | $(2, -14)$  | $(-2, 14)$   | $(-2, -14)$  | $(2, 14)$    |
| <b>10)</b> | $(-11, 14)$ | $(11, 14)$   | $(11, -14)$  | $(-11, -14)$ |

- Ex. 3 1 4 2
1. \_\_\_\_\_
2. \_\_\_\_\_
3. \_\_\_\_\_
4. \_\_\_\_\_
5. \_\_\_\_\_
6. \_\_\_\_\_
7. \_\_\_\_\_
8. \_\_\_\_\_
9. \_\_\_\_\_
10. \_\_\_\_\_



Determine which quadrant each pair of coordinates will be in.



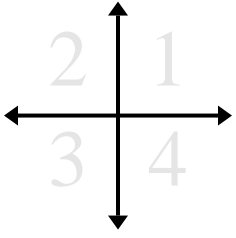
- Ex)** (-12 , -7)                      (12 , 7)                      (12 , -7)                      (-12 , 7)
- 1)** (-19 , -5)                      (19 , 5)                      (19 , -5)                      (-19 , 5)
- 2)** (9 , 5)                      (9 , -5)                      (-9 , -5)                      (-9 , 5)
- 3)** (4 , 18)                      (-4 , 18)                      (4 , -18)                      (-4 , -18)
- 4)** (-12 , 15)                      (-12 , -15)                      (12 , 15)                      (12 , -15)
- 5)** (-6 , 13)                      (6 , -13)                      (-6 , -13)                      (6 , 13)
- 6)** (-15 , 10)                      (15 , 10)                      (-15 , -10)                      (15 , -10)
- 7)** (1 , -1)                      (-1 , 1)                      (-1 , -1)                      (1 , 1)
- 8)** (-5 , 9)                      (-5 , -9)                      (5 , -9)                      (5 , 9)
- 9)** (2 , -14)                      (-2 , 14)                      (-2 , -14)                      (2 , 14)
- 10)** (-11 , 14)                      (11 , 14)                      (11 , -14)                      (-11 , -14)

Answers

- Ex. 3 1 4 2
1. 3 1 4 2
2. 1 4 3 2
3. 1 2 4 3
4. 2 3 1 4
5. 2 4 3 1
6. 2 1 3 4
7. 4 2 3 1
8. 2 3 4 1
9. 4 2 3 1
10. 2 1 4 3



Determine which quadrant each pair of coordinates will be in.



Answers

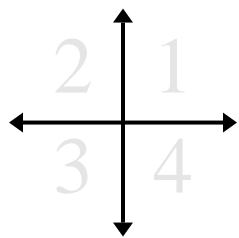
Ex. 3 4 1 2

- |                       |             |            |             |
|-----------------------|-------------|------------|-------------|
| <b>Ex)</b> (-3 , -11) | (3 , -11)   | (3 , 11)   | (-3 , 11)   |
| <b>1)</b> (-12 , 15)  | (12 , 15)   | (12 , -15) | (-12 , -15) |
| <b>2)</b> (-3 , -16)  | (-3 , 16)   | (3 , -16)  | (3 , 16)    |
| <b>3)</b> (5 , -14)   | (5 , 14)    | (-5 , 14)  | (-5 , -14)  |
| <b>4)</b> (19 , 14)   | (-19 , 14)  | (19 , -14) | (-19 , -14) |
| <b>5)</b> (-8 , 20)   | (-8 , -20)  | (8 , -20)  | (8 , 20)    |
| <b>6)</b> (-12 , -4)  | (-12 , 4)   | (12 , -4)  | (12 , 4)    |
| <b>7)</b> (17 , -14)  | (-17 , 14)  | (17 , 14)  | (-17 , -14) |
| <b>8)</b> (-9 , -20)  | (9 , -20)   | (9 , 20)   | (-9 , 20)   |
| <b>9)</b> (-8 , 7)    | (8 , 7)     | (8 , -7)   | (-8 , -7)   |
| <b>10)</b> (20 , -11) | (-20 , -11) | (20 , 11)  | (-20 , 11)  |

1. \_\_\_\_\_
2. \_\_\_\_\_
3. \_\_\_\_\_
4. \_\_\_\_\_
5. \_\_\_\_\_
6. \_\_\_\_\_
7. \_\_\_\_\_
8. \_\_\_\_\_
9. \_\_\_\_\_
10. \_\_\_\_\_



Determine which quadrant each pair of coordinates will be in.



<b>Ex)</b> (-3 , -11)	(3 , -11)	(3 , 11)	(-3 , 11)
<b>1)</b> (-12 , 15)	(12 , 15)	(12 , -15)	(-12 , -15)
<b>2)</b> (-3 , -16)	(-3 , 16)	(3 , -16)	(3 , 16)
<b>3)</b> (5 , -14)	(5 , 14)	(-5 , 14)	(-5 , -14)
<b>4)</b> (19 , 14)	(-19 , 14)	(19 , -14)	(-19 , -14)
<b>5)</b> (-8 , 20)	(-8 , -20)	(8 , -20)	(8 , 20)
<b>6)</b> (-12 , -4)	(-12 , 4)	(12 , -4)	(12 , 4)
<b>7)</b> (17 , -14)	(-17 , 14)	(17 , 14)	(-17 , -14)
<b>8)</b> (-9 , -20)	(9 , -20)	(9 , 20)	(-9 , 20)
<b>9)</b> (-8 , 7)	(8 , 7)	(8 , -7)	(-8 , -7)
<b>10)</b> (20 , -11)	(-20 , -11)	(20 , 11)	(-20 , 11)

Answers

Ex.	<u>3</u>	<u>4</u>	<u>1</u>	<u>2</u>
1.	<u>2</u>	<u>1</u>	<u>4</u>	<u>3</u>
2.	<u>3</u>	<u>2</u>	<u>4</u>	<u>1</u>
3.	<u>4</u>	<u>1</u>	<u>2</u>	<u>3</u>
4.	<u>1</u>	<u>2</u>	<u>4</u>	<u>3</u>
5.	<u>2</u>	<u>3</u>	<u>4</u>	<u>1</u>
6.	<u>3</u>	<u>2</u>	<u>4</u>	<u>1</u>
7.	<u>4</u>	<u>2</u>	<u>1</u>	<u>3</u>
8.	<u>3</u>	<u>4</u>	<u>1</u>	<u>2</u>
9.	<u>2</u>	<u>1</u>	<u>4</u>	<u>3</u>
10.	<u>4</u>	<u>3</u>	<u>1</u>	<u>2</u>





Determine which quadrant each pair of coordinates will be in.



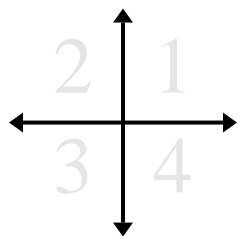
- |                      |            |            |            |
|----------------------|------------|------------|------------|
| <b>Ex)</b> (7 , 2)   | (-7 , 2)   | (-7 , -2)  | (7 , -2)   |
| <b>1)</b> (14 , 6)   | (-14 , -6) | (-14 , 6)  | (14 , -6)  |
| <b>2)</b> (-1 , -14) | (1 , -14)  | (-1 , 14)  | (1 , 14)   |
| <b>3)</b> (-3 , -2)  | (-3 , 2)   | (3 , -2)   | (3 , 2)    |
| <b>4)</b> (4 , 15)   | (-4 , -15) | (-4 , 15)  | (4 , -15)  |
| <b>5)</b> (1 , 8)    | (-1 , -8)  | (1 , -8)   | (-1 , 8)   |
| <b>6)</b> (18 , 1)   | (-18 , -1) | (18 , -1)  | (-18 , 1)  |
| <b>7)</b> (12 , 3)   | (-12 , -3) | (-12 , 3)  | (12 , -3)  |
| <b>8)</b> (2 , -17)  | (-2 , 17)  | (2 , 17)   | (-2 , -17) |
| <b>9)</b> (4 , -14)  | (4 , 14)   | (-4 , -14) | (-4 , 14)  |
| <b>10)</b> (-5 , 2)  | (5 , -2)   | (5 , 2)    | (-5 , -2)  |

Answers

- Ex. 1 2 3 4
1. \_\_\_\_\_
2. \_\_\_\_\_
3. \_\_\_\_\_
4. \_\_\_\_\_
5. \_\_\_\_\_
6. \_\_\_\_\_
7. \_\_\_\_\_
8. \_\_\_\_\_
9. \_\_\_\_\_
10. \_\_\_\_\_



Determine which quadrant each pair of coordinates will be in.



<b>Ex)</b> (7 , 2)	(-7 , 2)	(-7 , -2)	(7 , -2)
<b>1)</b> (14 , 6)	(-14 , -6)	(-14 , 6)	(14 , -6)
<b>2)</b> (-1 , -14)	(1 , -14)	(-1 , 14)	(1 , 14)
<b>3)</b> (-3 , -2)	(-3 , 2)	(3 , -2)	(3 , 2)
<b>4)</b> (4 , 15)	(-4 , -15)	(-4 , 15)	(4 , -15)
<b>5)</b> (1 , 8)	(-1 , -8)	(1 , -8)	(-1 , 8)
<b>6)</b> (18 , 1)	(-18 , -1)	(18 , -1)	(-18 , 1)
<b>7)</b> (12 , 3)	(-12 , -3)	(-12 , 3)	(12 , -3)
<b>8)</b> (2 , -17)	(-2 , 17)	(2 , 17)	(-2 , -17)
<b>9)</b> (4 , -14)	(4 , 14)	(-4 , -14)	(-4 , 14)
<b>10)</b> (-5 , 2)	(5 , -2)	(5 , 2)	(-5 , -2)

Answers

Ex.	<u>1</u>	<u>2</u>	<u>3</u>	<u>4</u>
1.	<u>1</u>	<u>3</u>	<u>2</u>	<u>4</u>
2.	<u>3</u>	<u>4</u>	<u>2</u>	<u>1</u>
3.	<u>3</u>	<u>2</u>	<u>4</u>	<u>1</u>
4.	<u>1</u>	<u>3</u>	<u>2</u>	<u>4</u>
5.	<u>1</u>	<u>3</u>	<u>4</u>	<u>2</u>
6.	<u>1</u>	<u>3</u>	<u>4</u>	<u>2</u>
7.	<u>1</u>	<u>3</u>	<u>2</u>	<u>4</u>
8.	<u>4</u>	<u>2</u>	<u>1</u>	<u>3</u>
9.	<u>4</u>	<u>1</u>	<u>3</u>	<u>2</u>
10.	<u>2</u>	<u>4</u>	<u>1</u>	<u>3</u>



Determine which quadrant each pair of coordinates will be in.



**Answers**

Ex. 1 4 2 3

Ex) (6, 11)                      (6, -11)                      (-6, 11)                      (-6, -11)

1. \_\_\_\_\_

1) (9, -16)                      (-9, 16)                      (-9, -16)                      (9, 16)

2. \_\_\_\_\_

2) (14, 16)                      (-14, 16)                      (-14, -16)                      (14, -16)

3. \_\_\_\_\_

4. \_\_\_\_\_

3) (-7, -16)                      (7, 16)                      (7, -16)                      (-7, 16)

5. \_\_\_\_\_

6. \_\_\_\_\_

4) (-3, 18)                      (3, 18)                      (3, -18)                      (-3, -18)

7. \_\_\_\_\_

8. \_\_\_\_\_

5) (11, 10)                      (-11, 10)                      (-11, -10)                      (11, -10)

9. \_\_\_\_\_

10. \_\_\_\_\_

6) (9, -10)                      (-9, 10)                      (-9, -10)                      (9, 10)

7) (4, 4)                      (4, -4)                      (-4, -4)                      (-4, 4)

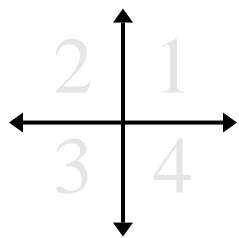
8) (-8, 4)                      (8, -4)                      (-8, -4)                      (8, 4)

9) (3, 11)                      (3, -11)                      (-3, 11)                      (-3, -11)

10) (5, -17)                      (-5, -17)                      (5, 17)                      (-5, 17)



Determine which quadrant each pair of coordinates will be in.



Ex) (6, 11)                      (6, -11)                      (-6, 11)                      (-6, -11)

1) (9, -16)                      (-9, 16)                      (-9, -16)                      (9, 16)

2) (14, 16)                      (-14, 16)                      (-14, -16)                      (14, -16)

3) (-7, -16)                      (7, 16)                      (7, -16)                      (-7, 16)

4) (-3, 18)                      (3, 18)                      (3, -18)                      (-3, -18)

5) (11, 10)                      (-11, 10)                      (-11, -10)                      (11, -10)

6) (9, -10)                      (-9, 10)                      (-9, -10)                      (9, 10)

7) (4, 4)                      (4, -4)                      (-4, -4)                      (-4, 4)

8) (-8, 4)                      (8, -4)                      (-8, -4)                      (8, 4)

9) (3, 11)                      (3, -11)                      (-3, 11)                      (-3, -11)

10) (5, -17)                      (-5, -17)                      (5, 17)                      (-5, 17)

Answers

Ex. 1 4 2 3

1. 4 2 3 1

2. 1 2 3 4

3. 3 1 4 2

4. 2 1 4 3

5. 1 2 3 4

6. 4 2 3 1

7. 1 4 3 2

8. 2 4 3 1

9. 1 4 2 3

10. 4 3 1 2