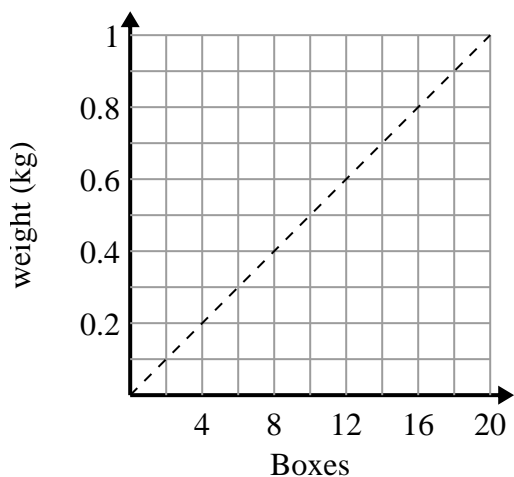




Determine which statements about the graph are true.

Answers

1)



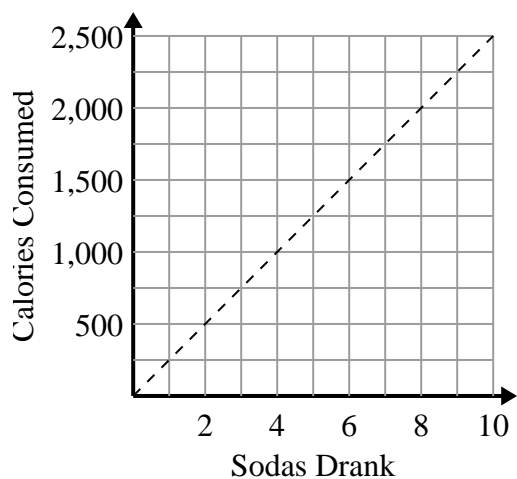
- A. The point (0.4 , 8) shows that 8 boxes weigh 0.4 kilograms.
- B. The point (0.6 , 12) shows that 0.6 kilograms is the weight of 12 boxes.
- C. The point (10 , 0.5) shows that 0.5 kilograms is the weight of 10 boxes.
- D. The point (6 , 0.3) shows that 0.3 kilograms is the weight of 6 boxes.

1. \_\_\_\_\_

2. \_\_\_\_\_

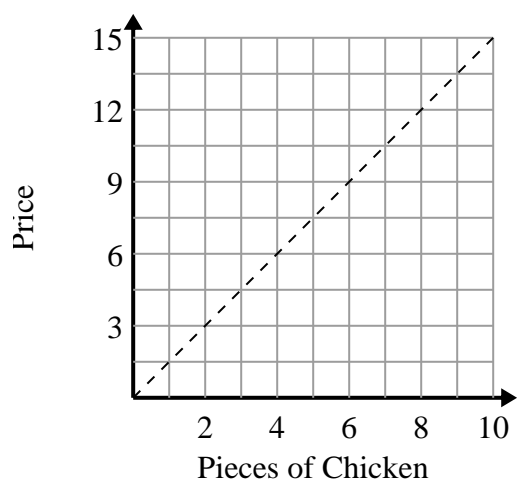
3. \_\_\_\_\_

2)



- A. The point (2 , 500) shows that drinking 2 sodas will mean you consumed 500 calories.
- B. The point (8 , 2000) shows that to consume 2000 calories you'd have to drink 8 sodas.
- C. The point (750 , 3) shows that to consume 750 calories you'd have to drink 3 sodas.
- D. The point (500 , 2) shows that drinking 2 sodas will mean you consumed 500 calories.

3)



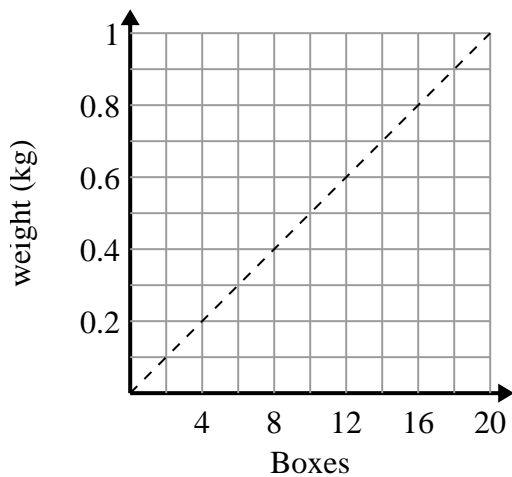
- A. The point (12 , 8) shows that 8 pieces of chicken will cost \$12.
- B. The point (4.5 , 3) shows that 3 pieces of chicken will cost \$4.5.
- C. The point (7 , 10.5) shows that 7 pieces of chicken will cost \$10.5.
- D. The point (1 , 1.5) shows that 1 piece of chicken will cost \$1.5.



Determine which statements about the graph are true.

**Answers**

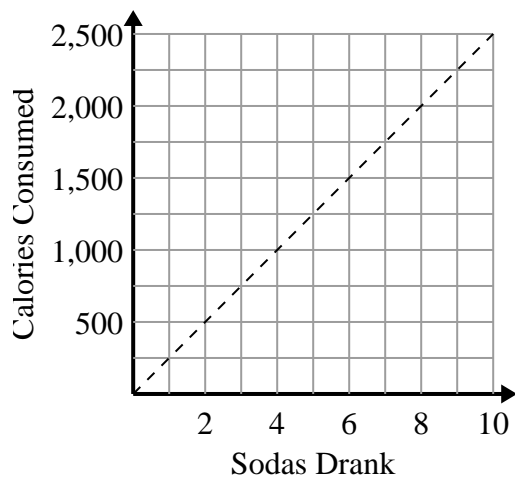
1)



- A. The point (0.4 , 8) shows that 8 boxes weigh 0.4 kilograms.
- B. The point (0.6 , 12) shows that 0.6 kilograms is the weight of 12 boxes.
- C. The point (10 , 0.5) shows that 0.5 kilograms is the weight of 10 boxes.
- D. The point (6 , 0.3) shows that 0.3 kilograms is the weight of 6 boxes.

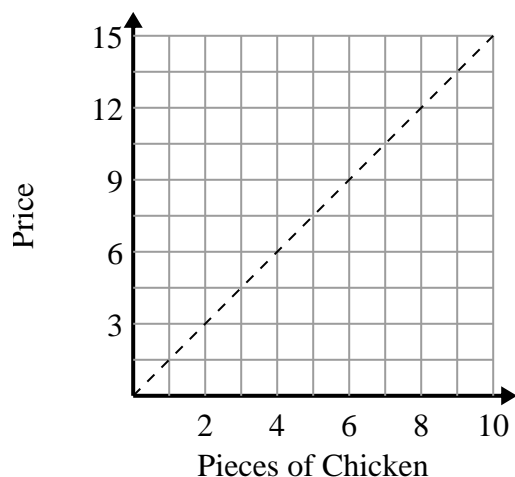
1. **C,D**2. **A,B**3. **C,D**

2)



- A. The point (2 , 500) shows that drinking 2 sodas will mean you consumed 500 calories.
- B. The point (8 , 2000) shows that to consume 2000 calories you'd have to drink 8 sodas.
- C. The point (750 , 3) shows that to consume 750 calories you'd have to drink 3 sodas.
- D. The point (500 , 2) shows that drinking 2 sodas will mean you consumed 500 calories.

3)



- A. The point (12 , 8) shows that 8 pieces of chicken will cost \$12.
- B. The point (4.5 , 3) shows that 3 pieces of chicken will cost \$4.5.
- C. The point (7 , 10.5) shows that 7 pieces of chicken will cost \$10.5.
- D. The point (1 , 1.5) shows that 1 piece of chicken will cost \$1.5.