Reading a Bar Graph

Name:

Solve each problem.

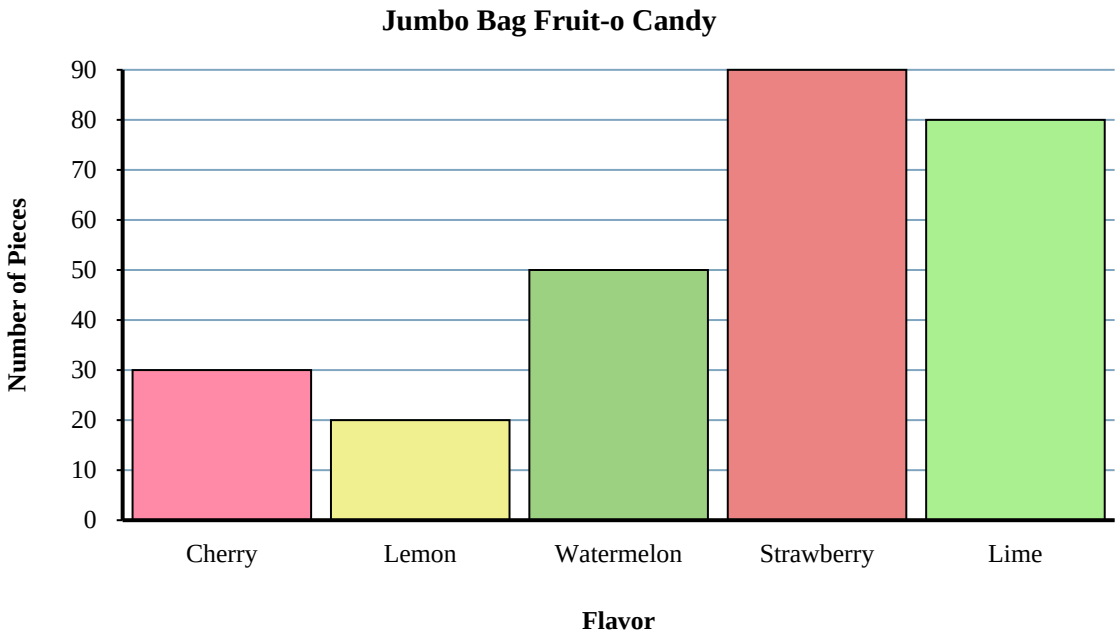

1) How many more lime pieces were there than lemon pieces?

2) What is the combined number of cherry and watermelon pieces?

3) How many pieces were there total in the box?

4) Which flavor had the fewest pieces in the bag?

5) Were there fewer strawberry pieces or lime pieces?

6) Which flavor had exactly 80 pieces in the bag?

7) Were there more watermelon pieces or lime pieces?

8) How many fewer lemon pieces were there than strawberry pieces?

9) How many pieces were watermelon?

10) What is the difference in the number of lime pieces and the number of cherry pieces?

Answers

1. _____
2. _____
3. _____
4. _____
5. _____
6. _____
7. _____
8. _____
9. _____
10. _____

1-10	90	80	70	60	50	40	30	20	10	0

Reading a Bar Graph

Name: **Answer Key**

Solve each problem.

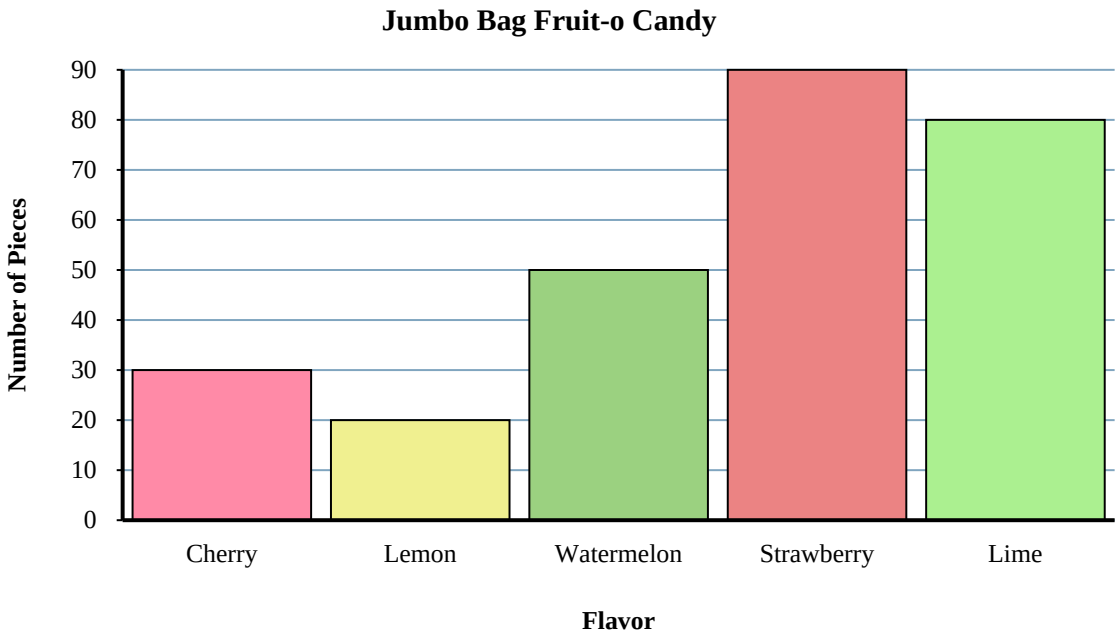

1) How many more lime pieces were there than lemon pieces?

2) What is the combined number of cherry and watermelon pieces?

3) How many pieces were there total in the box?

4) Which flavor had the fewest pieces in the bag?

5) Were there fewer strawberry pieces or lime pieces?

6) Which flavor had exactly 80 pieces in the bag?

7) Were there more watermelon pieces or lime pieces?

8) How many fewer lemon pieces were there than strawberry pieces?

9) How many pieces were watermelon?

10) What is the difference in the number of lime pieces and the number of cherry pieces?

Answers

1. **60**
2. **80**
3. **270**
4. **lemon**
5. **lime**
6. **lime**
7. **lime**
8. **70**
9. **50**
10. **50**

1-10	90	80	70	60	50	40	30	20	10	0

Reading a Bar Graph

Name:

Solve each problem.

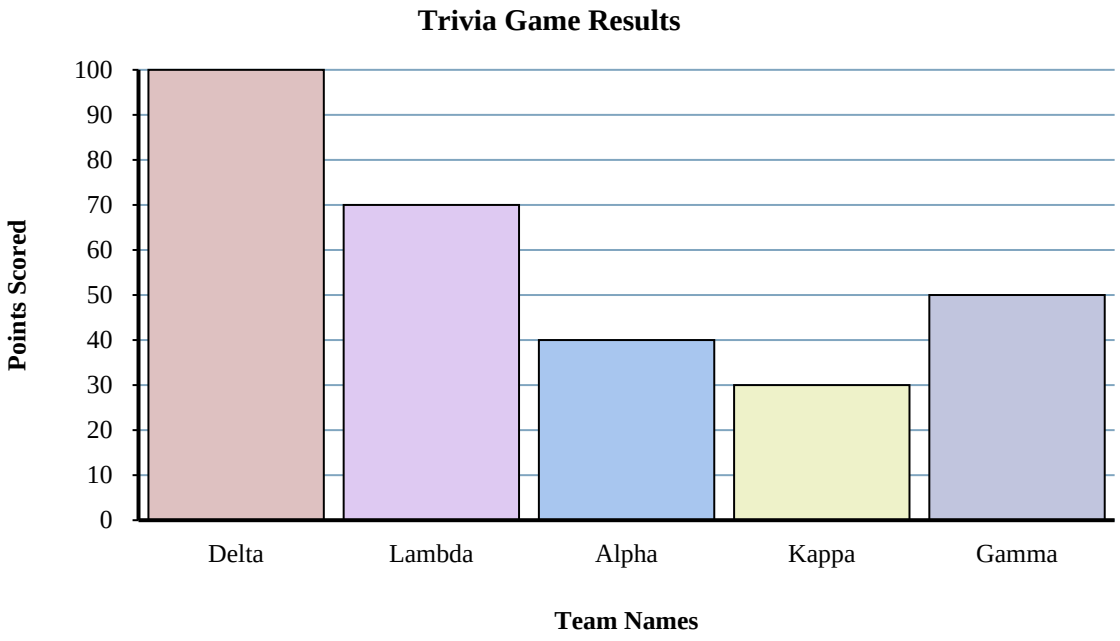

1) Which team scored the most points?

2) Which team scored the fewest points?

3) Did team Alpha or team Gamma score fewer points?

4) What is the total number of points earned in the game?

5) Did team Kappa or team Alpha score more points?

6) How many points did team Kappa score?

7) What is the combined points scored by Delta and Alpha?

8) How many fewer points did team Lambda score than team Delta?

9) Which team scored 70 points?

10) What is the difference in the number of points Delta scored and the number Gamma scored?

Answers

1. _____
2. _____
3. _____
4. _____
5. _____
6. _____
7. _____
8. _____
9. _____
10. _____

1-10	90	80	70	60	50	40	30	20	10	0

Reading a Bar Graph

Name: **Answer Key**

Solve each problem.

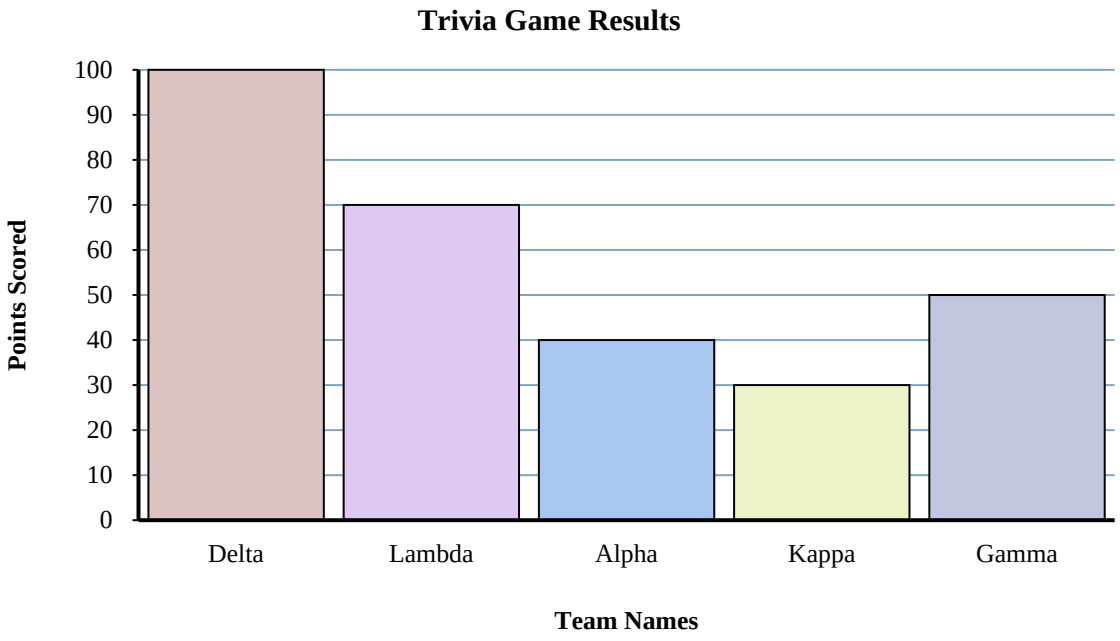

1) Which team scored the most points?

2) Which team scored the fewest points?

3) Did team Alpha or team Gamma score fewer points?

4) What is the total number of points earned in the game?

5) Did team Kappa or team Alpha score more points?

6) How many points did team Kappa score?

7) What is the combined points scored by Delta and Alpha?

8) How many fewer points did team Lambda score than team Delta?

9) Which team scored 70 points?

10) What is the difference in the number of points Delta scored and the number Gamma scored?

Answers

1. **Delta**
2. **Kappa**
3. **Alpha**
4. **290**
5. **Alpha**
6. **30**
7. **140**
8. **30**
9. **Lambda**
10. **50**

1-10	90	80	70	60	50	40	30	20	10	0

Reading a Bar Graph

Name:

Solve each problem.

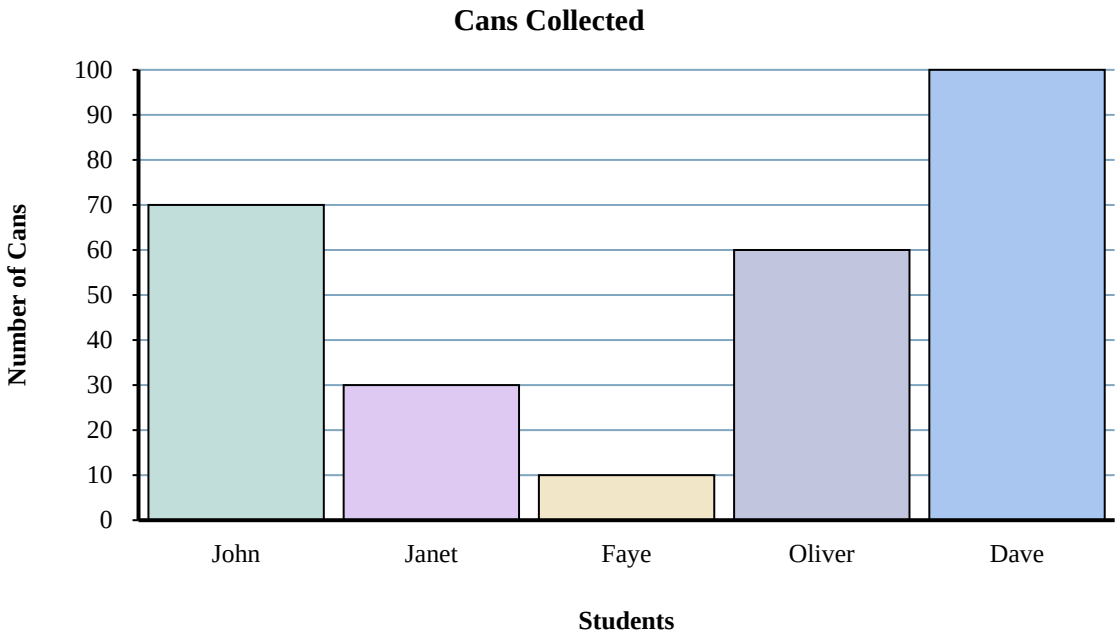

1) Who collected the most cans?

2) What is the combined number of cans Oliver collected and Dave collected?

3) Who collected exactly 10 cans?

4) How many fewer cans did John collect than Dave?

5) How many more cans did Oliver collect than Faye?

6) How many cans did Dave collect?

7) Who collected the fewest cans?

8) What is the difference in the number of cans Dave collected and the number Faye collected?

9) How many cans total did all the students collect?

10) Who collected fewer cans? John or Faye?

Answers

1. _____
2. _____
3. _____
4. _____
5. _____
6. _____
7. _____
8. _____
9. _____
10. _____

1-10	90	80	70	60	50	40	30	20	10	0

Reading a Bar Graph

Name: **Answer Key**

Solve each problem.

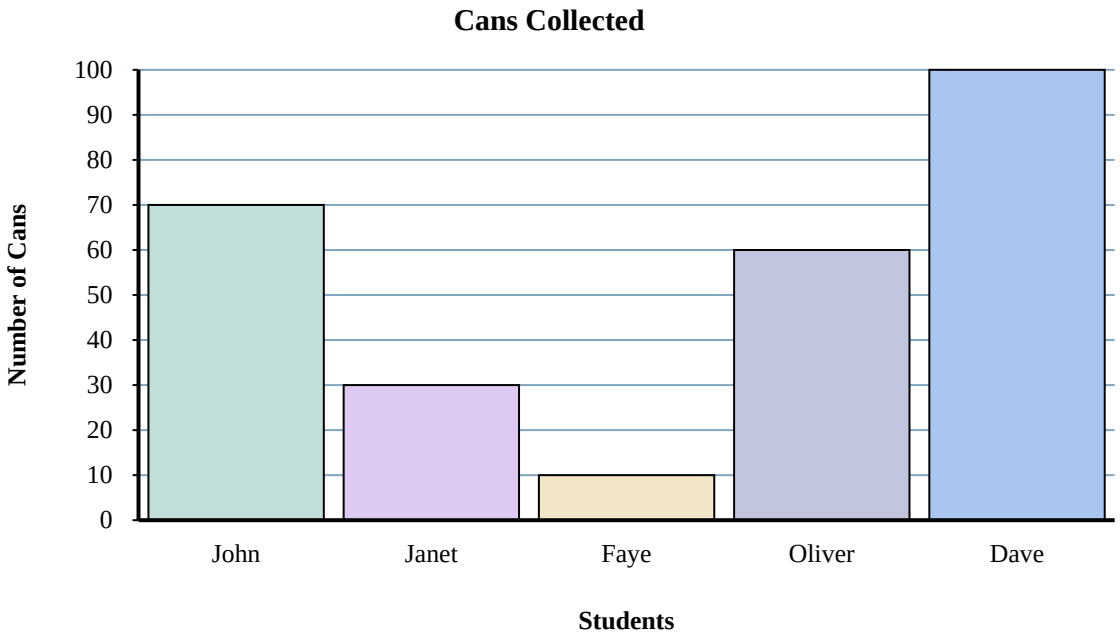

1) Who collected the most cans?

2) What is the combined number of cans Oliver collected and Dave collected?

3) Who collected exactly 10 cans?

4) How many fewer cans did John collect than Dave?

5) How many more cans did Oliver collect than Faye?

6) How many cans did Dave collect?

7) Who collected the fewest cans?

8) What is the difference in the number of cans Dave collected and the number Faye collected?

9) How many cans total did all the students collect?

10) Who collected fewer cans? John or Faye?

Answers

1. **Dave**
2. **160**
3. **Faye**
4. **30**
5. **50**
6. **100**
7. **Faye**
8. **90**
9. **270**
10. **Faye**

1-10	90	80	70	60	50	40	30	20	10	0

Reading a Bar Graph

Name:

Solve each problem.

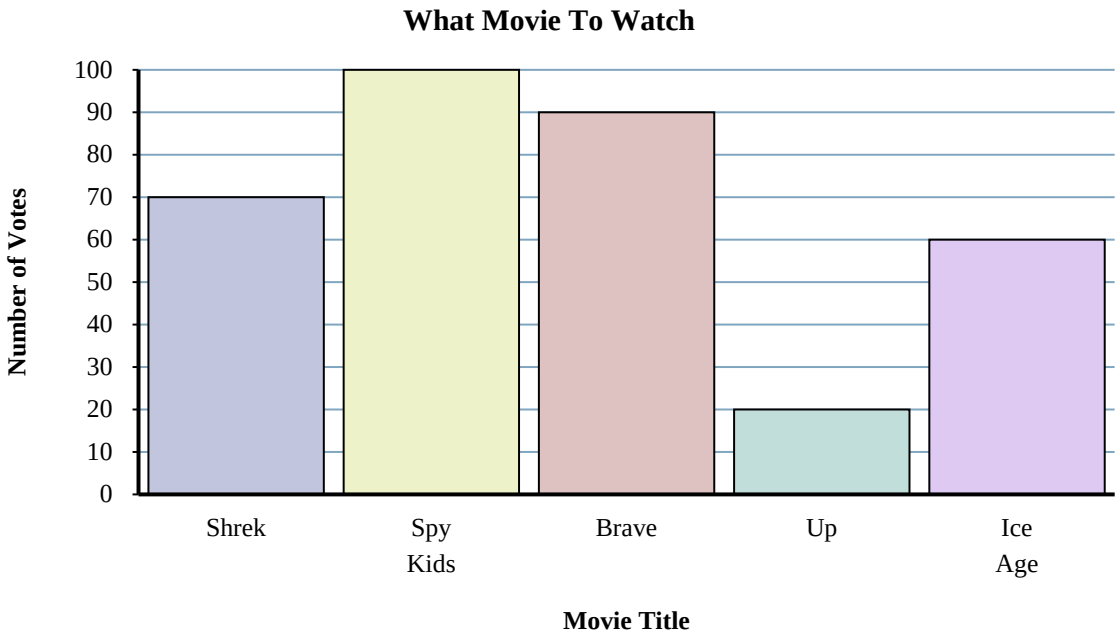

1) How many people voted for Up?

2) Which movie received the most votes?

3) Which movie received the fewest votes?

4) How many fewer votes did Ice Age receive than Shrek?

5) Which movie received exactly 100 votes?

6) Did fewer students vote for Up or for Shrek?

7) What is the difference in the number of people who voted for Shrek and the number who voted for Brave?

8) What is the total number of students who voted?

9) How many more votes did Brave receive than Up?

10) What is the combined number of people who voted for Shrek and Spy Kids?

Answers

1. _____
2. _____
3. _____
4. _____
5. _____
6. _____
7. _____
8. _____
9. _____
10. _____

1-10	90	80	70	60	50	40	30	20	10	0

Reading a Bar Graph

Name: **Answer Key**

Solve each problem.

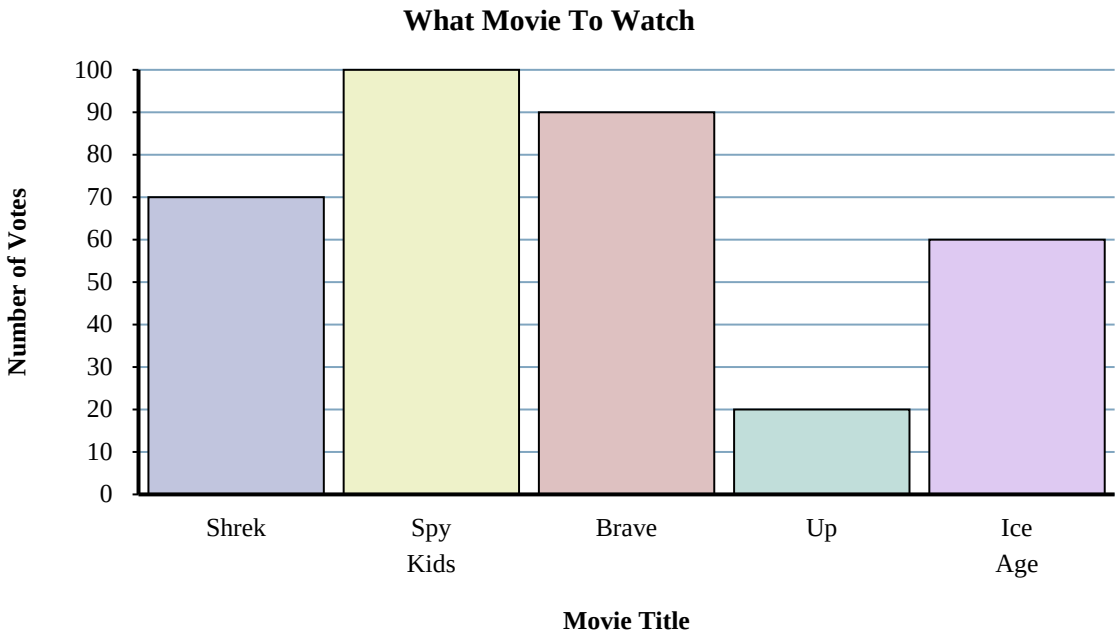

1) How many people voted for Up?

2) Which movie received the most votes?

3) Which movie received the fewest votes?

4) How many fewer votes did Ice Age receive than Shrek?

5) Which movie received exactly 100 votes?

6) Did fewer students vote for Up or for Shrek?

7) What is the difference in the number of people who voted for Shrek and the number who voted for Brave?

8) What is the total number of students who voted?

9) How many more votes did Brave receive than Up?

10) What is the combined number of people who voted for Shrek and Spy Kids?

Answers

1. **20**
2. **Spy Kids**
3. **Up**
4. **10**
5. **Spy Kids**
6. **Up**
7. **20**
8. **340**
9. **70**
10. **170**

1-10	90	80	70	60	50	40	30	20	10	0

Reading a Bar Graph

Name:

Solve each problem.

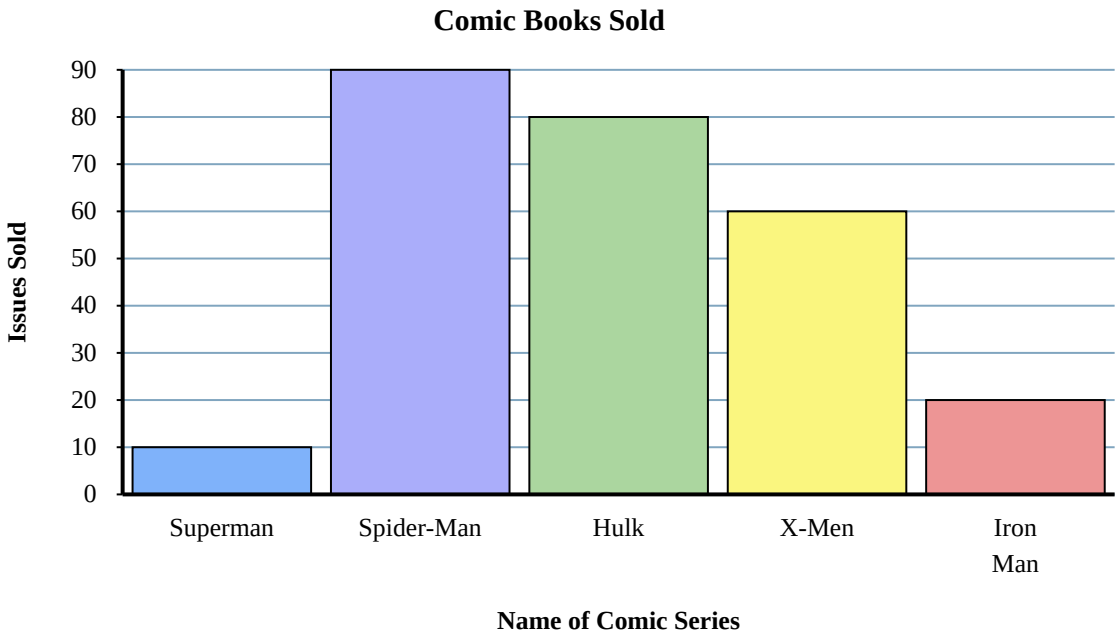

1) What is the difference in the number of X-Men issues sold and the number of Spider-Man issues sold?

2) How many issues of Superman were sold?

3) Which comic series sold exactly 60 issues?

4) Which comic series sold more, Superman or X-Men?

5) What is the total number of issues sold for all the comics?

6) How many more issues of Iron Man were sold than issues of Superman?

7) How many fewer issues of Iron Man were sold than issues of Spider-Man?

8) What is the combined number of Superman and Spider-Man issues sold?

9) Which comic series sold the fewest issues?

10) Which comic series sold the most issues?

Answers

1. _____
2. _____
3. _____
4. _____
5. _____
6. _____
7. _____
8. _____
9. _____
10. _____

1-10	90	80	70	60	50	40	30	20	10	0

Reading a Bar Graph

Name: **Answer Key**

Solve each problem.

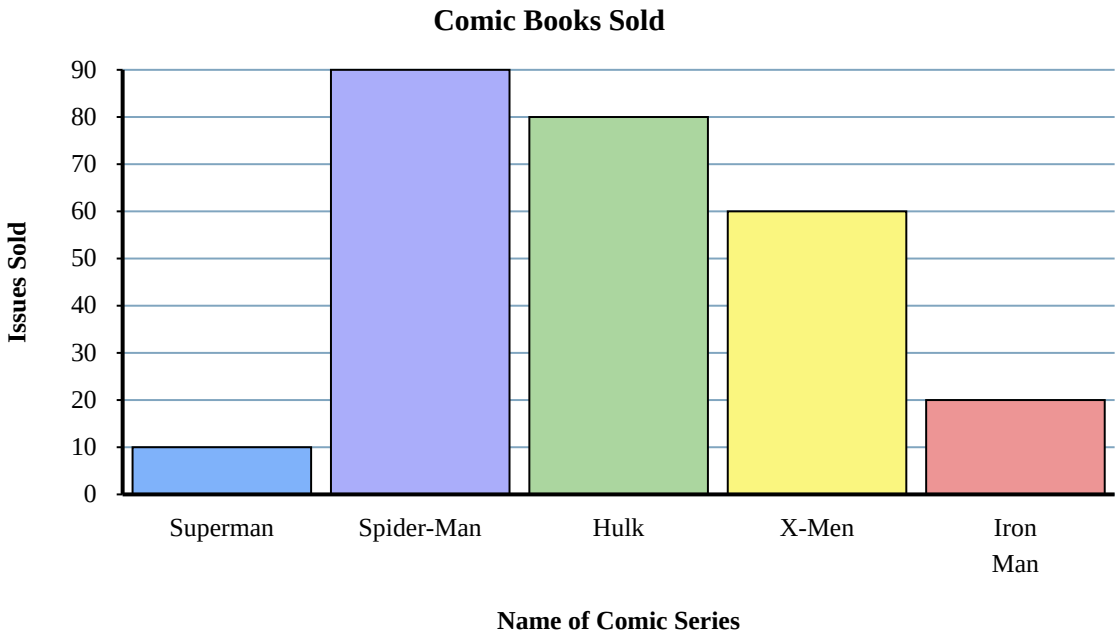

1) What is the difference in the number of X-Men issues sold and the number of Spider-Man issues sold?

2) How many issues of Superman were sold?

3) Which comic series sold exactly 60 issues?

4) Which comic series sold more, Superman or X-Men?

5) What is the total number of issues sold for all the comics?

6) How many more issues of Iron Man were sold than issues of Superman?

7) How many fewer issues of Iron Man were sold than issues of Spider-Man?

8) What is the combined number of Superman and Spider-Man issues sold?

9) Which comic series sold the fewest issues?

10) Which comic series sold the most issues?

Answers

1. **30**
2. **10**
3. **X-Men**
4. **X-Men**
5. **260**
6. **10**
7. **70**
8. **100**
9. **Superman**
10. **Spider-Man**

1-10	90	80	70	60	50	40	30	20	10	0

Reading a Bar Graph

Name:

Solve each problem.

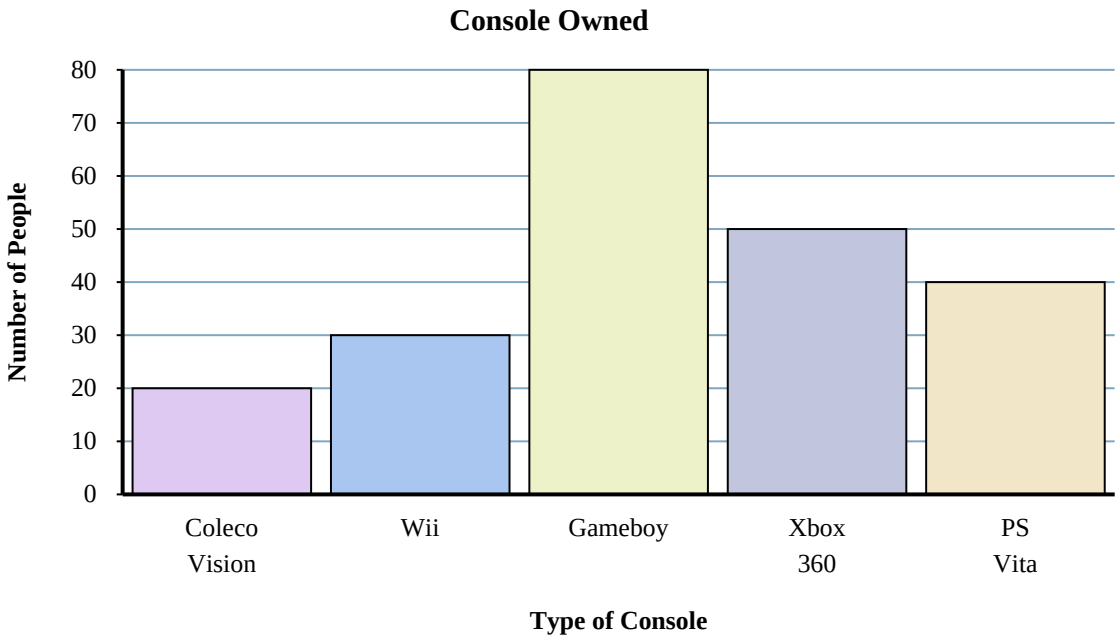

1) What is the combined number of PS Vitas and Xbox 360s owned?

2) Which console did exactly 80 people own?

3) How many more people owned a Xbox 360 than owned a Wii?

4) What is the difference in the number of people who owned a Wii and the number who owned a PS Vita?

5) Which console did the fewest number of people own?

6) How many fewer people owned a Coleco Vision than owned a Gameboy?

7) How many people owned a PS Vita?

8) How many consoles total did the people own?

9) Did fewer people own a Gameboy or a Wii?

10) Did more people own a Xbox 360s or a Gameboys?

Answers

1. _____
2. _____
3. _____
4. _____
5. _____
6. _____
7. _____
8. _____
9. _____
10. _____

1-10	90	80	70	60	50	40	30	20	10	0

Reading a Bar Graph

Name: **Answer Key**

Solve each problem.

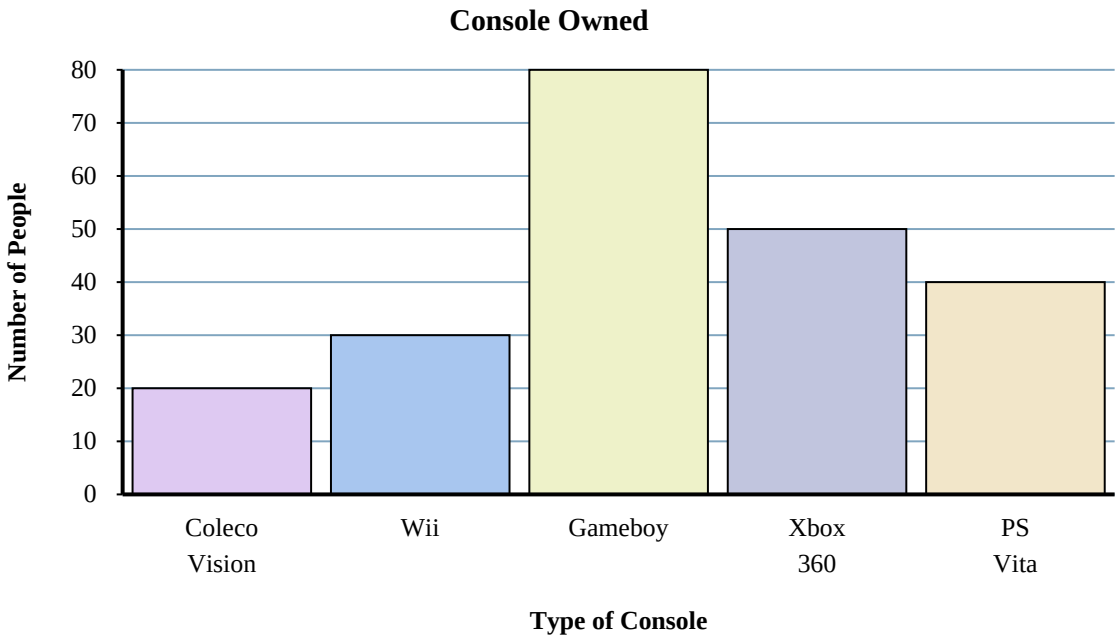

1) What is the combined number of PS Vitas and Xbox 360s owned?

2) Which console did exactly 80 people own?

3) How many more people owned a Xbox 360 than owned a Wii?

4) What is the difference in the number of people who owned a Wii and the number who owned a PS Vita?

5) Which console did the fewest number of people own?

6) How many fewer people owned a Coleco Vision than owned a Gameboy?

7) How many people owned a PS Vita?

8) How many consoles total did the people own?

9) Did fewer people own a Gameboy or a Wii?

10) Did more people own a Xbox 360s or a Gameboys?

Answers

1. **90**
2. **Gameboy**
3. **20**
4. **10**
5. **Coleco Vision**
6. **60**
7. **40**
8. **220**
9. **Wii**
10. **Gameboy**

1-10	90	80	70	60	50	40	30	20	10	0

Reading a Bar Graph

Name:

Solve each problem.

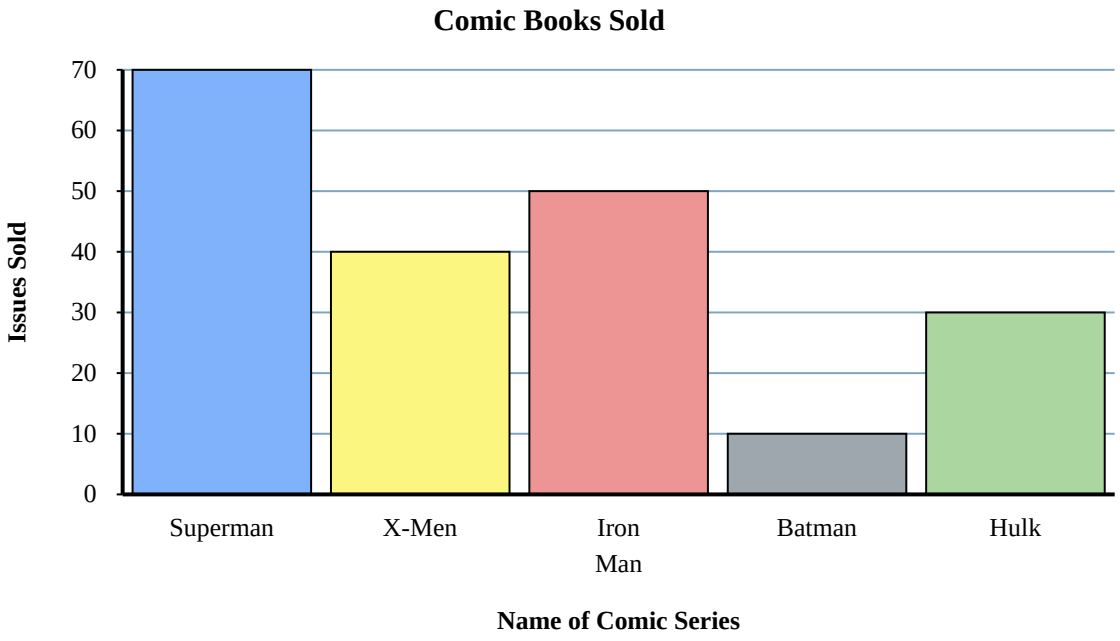

1) How many fewer issues of Hulk were sold than issues of Iron Man?

2) How many more issues of Iron Man were sold than issues of X-Men?

3) Which comic series sold the most issues?

4) Which comic series sold more, Superman or Hulk?

5) What is the difference in the number of Batman issues sold and the number of Iron Man issues sold?

6) What is the combined number of Batman and X-Men issues sold?

7) Which sold fewer, issues of Batman or issues of Superman?

8) What is the total number of issues sold for all the comics?

9) How many issues of Iron Man were sold?

10) Which comic series sold exactly 40 issues?

Answers

1. _____
2. _____
3. _____
4. _____
5. _____
6. _____
7. _____
8. _____
9. _____
10. _____

1-10	90	80	70	60	50	40	30	20	10	0

Reading a Bar Graph

Name: **Answer Key**

Solve each problem.

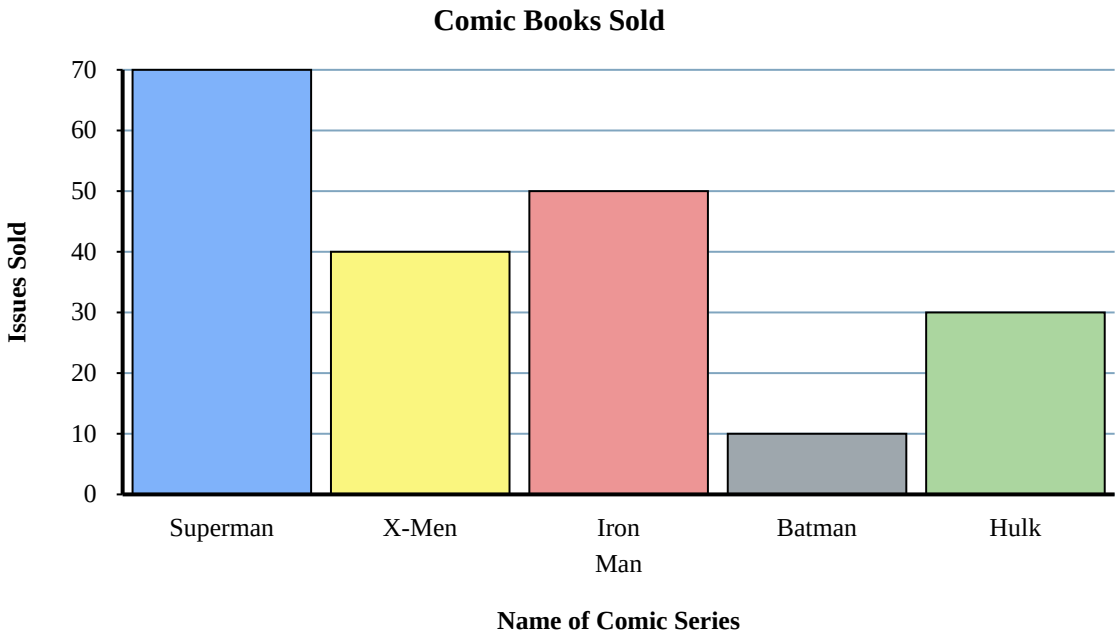

1) How many fewer issues of Hulk were sold than issues of Iron Man?

2) How many more issues of Iron Man were sold than issues of X-Men?

3) Which comic series sold the most issues?

4) Which comic series sold more, Superman or Hulk?

5) What is the difference in the number of Batman issues sold and the number of Iron Man issues sold?

6) What is the combined number of Batman and X-Men issues sold?

7) Which sold fewer, issues of Batman or issues of Superman?

8) What is the total number of issues sold for all the comics?

9) How many issues of Iron Man were sold?

10) Which comic series sold exactly 40 issues?

Answers

1. **20**
2. **10**
3. **Superman**
4. **Superman**
5. **40**
6. **50**
7. **Batman**
8. **200**
9. **50**
10. **X-Men**

1-10	90	80	70	60	50	40	30	20	10	0

Reading a Bar Graph

Name:

Solve each problem.

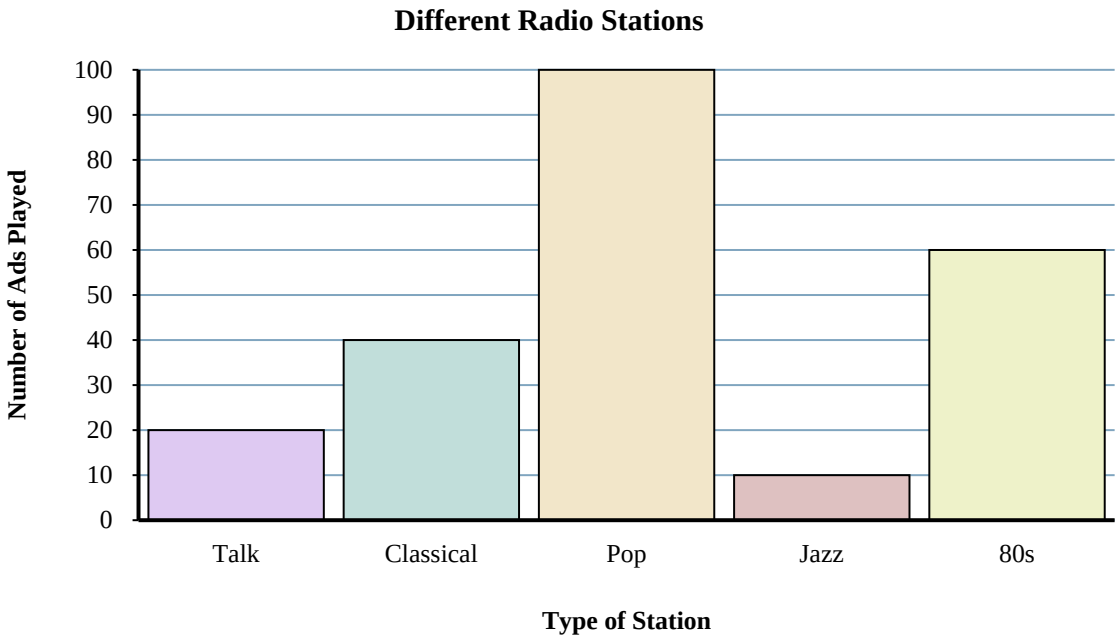

1) How many more ads did the talk station have than the jazz station?

2) How many fewer ads did the talk station have than the 80s station?

3) What is the total number of ads on all the stations?

4) What is the combined number of ads played on the 80s station and the pop station?

5) Which station had the most ads?

6) How many ads were on the pop station?

7) Were there more ads on the pop station or the talk station?

8) Which station had exactly 20 ads?

9) Were there fewer ads on the jazz station or the classical station?

10) Which station had the fewest ads?

Answers

1. _____
2. _____
3. _____
4. _____
5. _____
6. _____
7. _____
8. _____
9. _____
10. _____

1-10	90	80	70	60	50	40	30	20	10	0

Reading a Bar Graph

Name: **Answer Key**

Solve each problem.

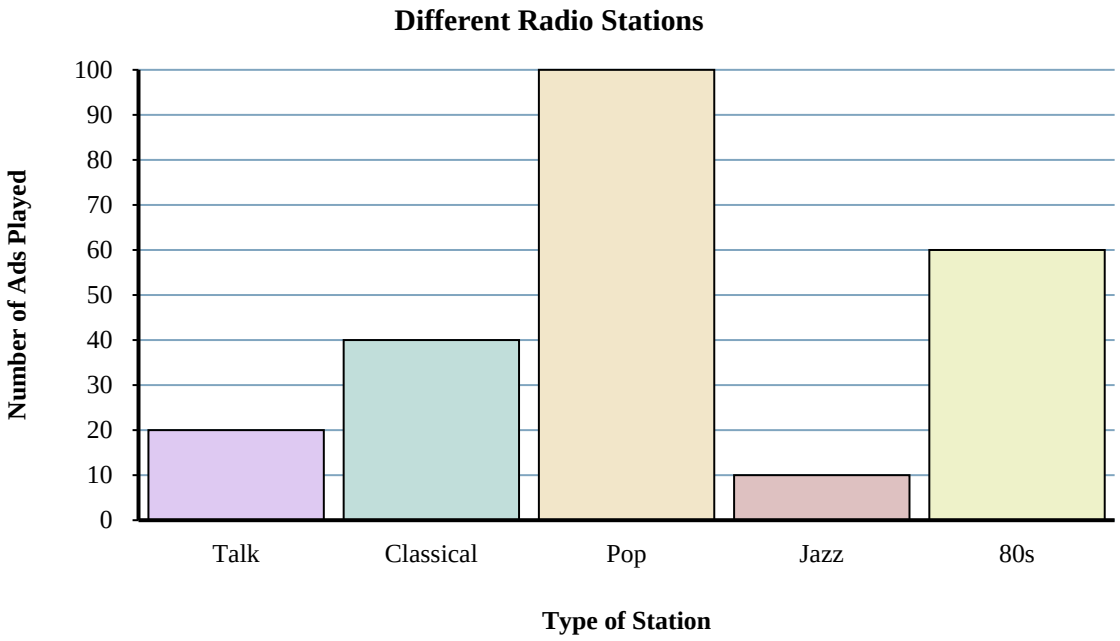

1) How many more ads did the talk station have than the jazz station?

2) How many fewer ads did the talk station have than the 80s station?

3) What is the total number of ads on all the stations?

4) What is the combined number of ads played on the 80s station and the pop station?

5) Which station had the most ads?

6) How many ads were on the pop station?

7) Were there more ads on the pop station or the talk station?

8) Which station had exactly 20 ads?

9) Were there fewer ads on the jazz station or the classical station?

10) Which station had the fewest ads?

Answers

1. **10**
2. **40**
3. **230**
4. **160**
5. **pop**
6. **100**
7. **pop**
8. **talk**
9. **jazz**
10. **jazz**

1-10	90	80	70	60	50	40	30	20	10	0

Reading a Bar Graph

Name:

Solve each problem.

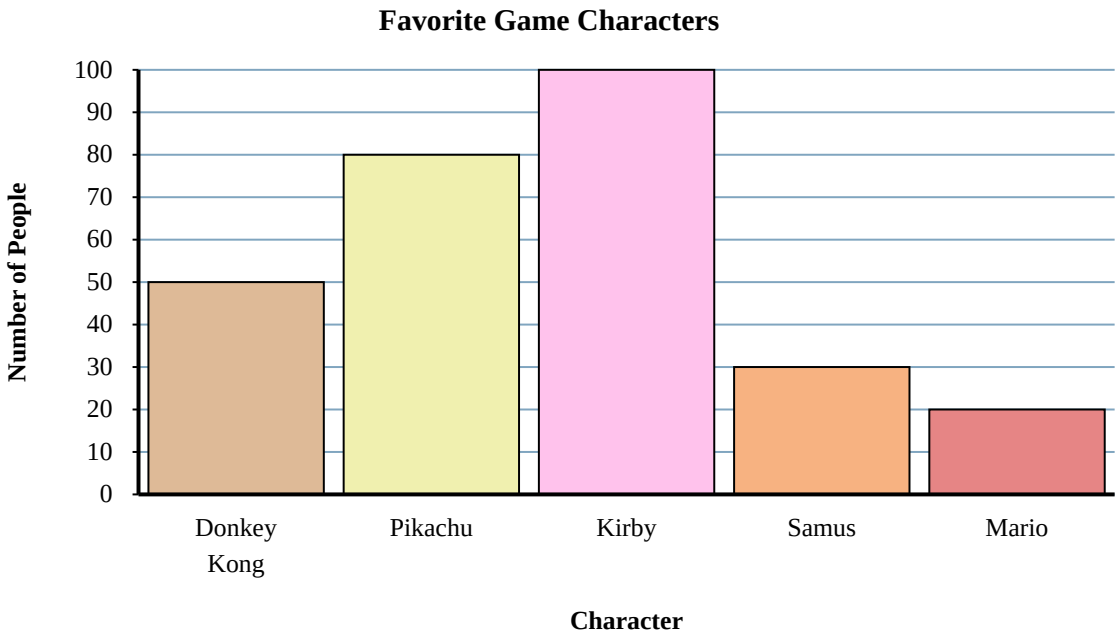

1) Which character did the fewest number of people say was their favorite?

2) Did more people like Mario or Samus?

3) How many people liked Samus the best?

4) How many people total answered the poll?

5) Did fewer people like Pikachu or Kirby?

6) How many fewer people liked Samus than liked Donkey Kong?

7) Which character did the largest number of people say was their favorite?

8) How many more people liked Kirby than liked Mario?

9) What is the difference in the number of people who liked Mario and the number who liked Donkey Kong?

10) Which character did exactly 100 people say was their favorite?

Answers

1. _____
2. _____
3. _____
4. _____
5. _____
6. _____
7. _____
8. _____
9. _____
10. _____

1-10	90	80	70	60	50	40	30	20	10	0

Reading a Bar Graph

Name: **Answer Key**

Solve each problem.

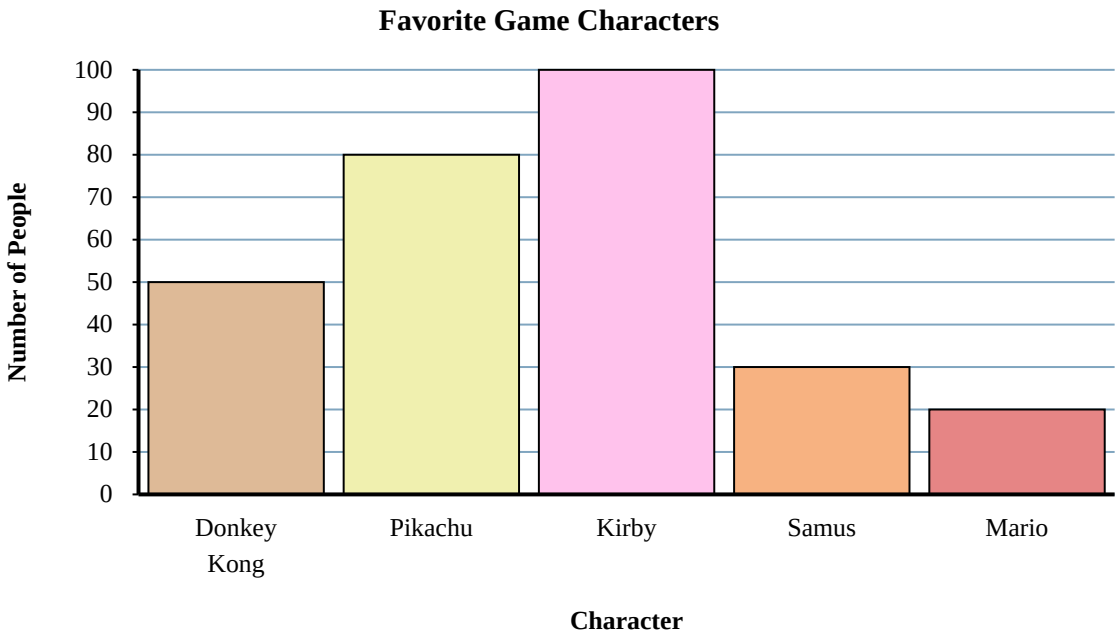

1) Which character did the fewest number of people say was their favorite?

2) Did more people like Mario or Samus?

3) How many people liked Samus the best?

4) How many people total answered the poll?

5) Did fewer people like Pikachu or Kirby?

6) How many fewer people liked Samus than liked Donkey Kong?

7) Which character did the largest number of people say was their favorite?

8) How many more people liked Kirby than liked Mario?

9) What is the difference in the number of people who liked Mario and the number who liked Donkey Kong?

10) Which character did exactly 100 people say was their favorite?

Answers

1. **Mario**
2. **Samus**
3. **30**
4. **280**
5. **Pikachu**
6. **20**
7. **Kirby**
8. **80**
9. **30**
10. **Kirby**

1-10	90	80	70	60	50	40	30	20	10	0

Reading a Bar Graph

Name:

Solve each problem.

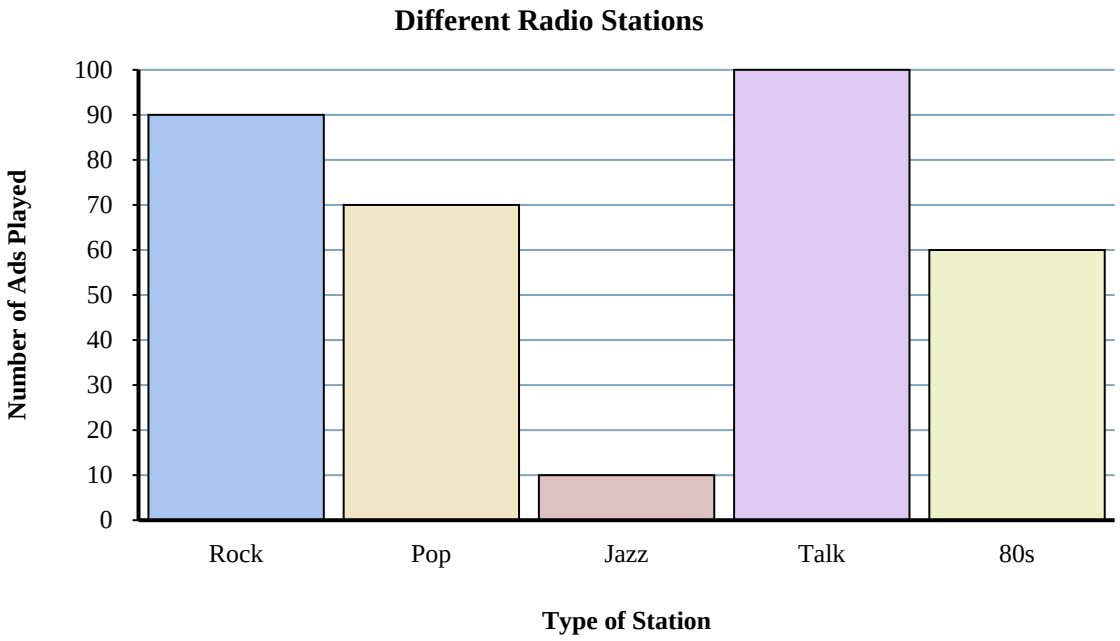

1) Were there more ads on the rock station or the pop station?

2) What is the combined number of ads played on the jazz station and the pop station?

3) How many fewer ads did the 80s station have than the rock station?

4) Which station had the most ads?

5) How many more ads did the talk station have than the jazz station?

6) What is the difference in the number of ads played on the jazz station and the number played on the rock station?

7) Were there fewer ads on the rock station or the talk station?

8) How many ads were on the 80s station?

9) Which station had the fewest ads?

10) What is the total number of ads on all the stations?

Answers

1. _____
2. _____
3. _____
4. _____
5. _____
6. _____
7. _____
8. _____
9. _____
10. _____

1-10	90	80	70	60	50	40	30	20	10	0

Reading a Bar Graph

Name: **Answer Key**

Solve each problem.

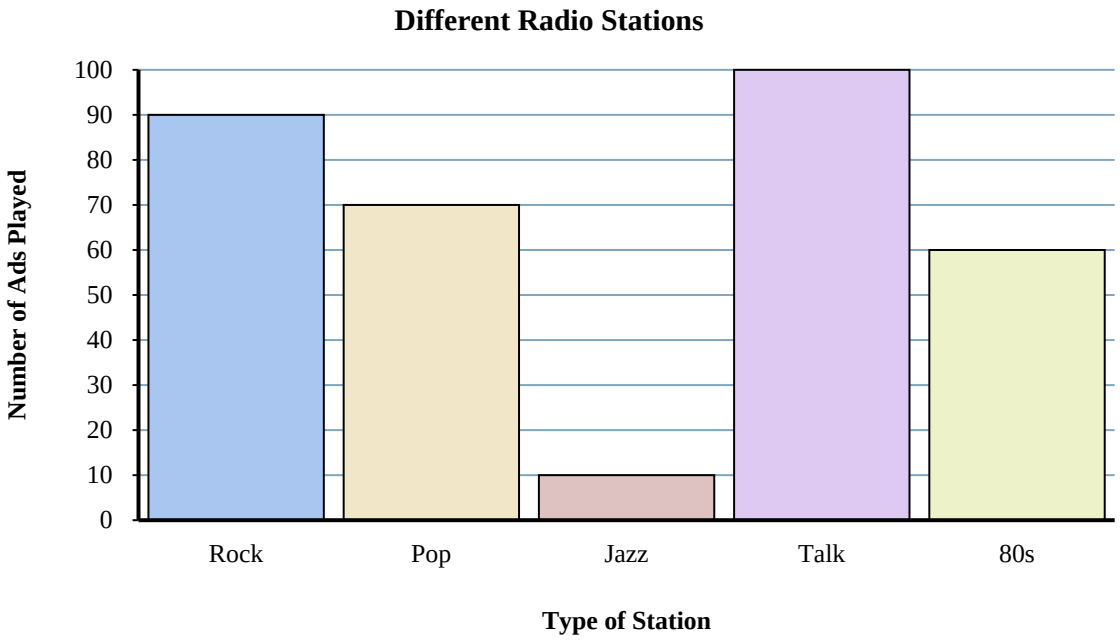

1) Were there more ads on the rock station or the pop station?

2) What is the combined number of ads played on the jazz station and the pop station?

3) How many fewer ads did the 80s station have than the rock station?

4) Which station had the most ads?

5) How many more ads did the talk station have than the jazz station?

6) What is the difference in the number of ads played on the jazz station and the number played on the rock station?

7) Were there fewer ads on the rock station or the talk station?

8) How many ads were on the 80s station?

9) Which station had the fewest ads?

10) What is the total number of ads on all the stations?

Answers

1. rock
2. 80
3. 30
4. talk
5. 90
6. 80
7. rock
8. 60
9. jazz
10. 330

1-10	90	80	70	60	50	40	30	20	10	0