Solve each problem.

1) The rectangle below has the dimensions 2×5. Create a rectangle with the same perimeter, but a different area.

2) The rectangle below has the dimensions 1×4. Create a rectangle with the same perimeter, but a different area.

3) The rectangle below has the dimensions 3×7. Create a rectangle with the same perimeter, but a different area.

4) The rectangle below has the dimensions 2×9. Create a rectangle with the same perimeter, but a different area.



5) The rectangle below has the dimensions 6×7. Create a rectangle with the same perimeter, but a different area.

Answers

1. _____
2. _____
3. _____
4. _____
5. _____

1-5	80	60	40	20	0

Rectangles - Same Perimeter & Different Area Name: **Answer Key**

Solve each problem.

1) The rectangle below has the dimensions 2×5. Create a rectangle with the same perimeter, but a different area.

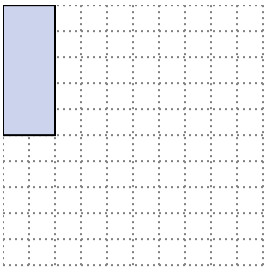



1x6
3x4

2) The rectangle below has the dimensions 1×4. Create a rectangle with the same perimeter, but a different area.

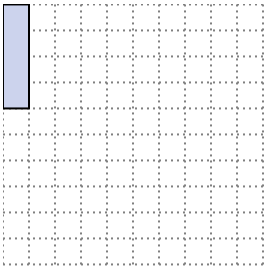



2x3

3) The rectangle below has the dimensions 3×7. Create a rectangle with the same perimeter, but a different area.

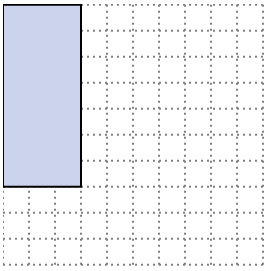



1x9

4) The rectangle below has the dimensions 2×9. Create a rectangle with the same perimeter, but a different area.

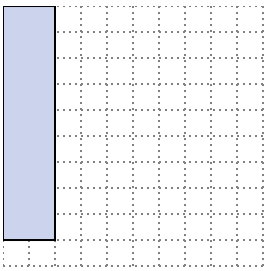



5x6
1x10

5) The rectangle below has the dimensions 6×7. Create a rectangle with the same perimeter, but a different area.

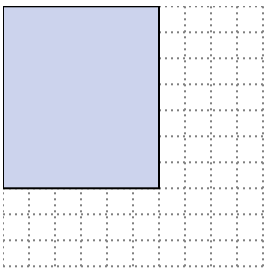



3x10
4x9

Answers

1. **1×6 : 3×4**
2. **2×3**
3. **1×9**
4. **5×6 : 1×10**
5. **3×10 : 4×9**

1-5	80	60	40	20	0