



## Matching Pictographs to Charts

Name: \_\_\_\_\_

Determine which pictograph best represents the information in the chart.

**Answers**

1)

Day	Fish Caught
Thursday	30
Friday	9
Saturday	21
Sunday	15
Monday	3

2)

Day	Fish Caught
Thursday	27
Friday	21
Saturday	9
Sunday	12
Monday	15

3)

Day	Fish Caught
Thursday	6
Friday	24
Saturday	21
Sunday	9
Monday	3

4)

Day	Fish Caught
Thursday	12
Friday	3
Saturday	24
Sunday	6
Monday	15

5)

Day	Fish Caught
Thursday	6
Friday	27
Saturday	18
Sunday	24
Monday	15

6)

Day	Fish Caught
Thursday	12
Friday	27
Saturday	30
Sunday	21
Monday	6

1. \_\_\_\_\_

2. \_\_\_\_\_






























3. \_\_\_\_\_


4. \_\_\_\_\_

5. \_\_\_\_\_




















6. \_\_\_\_\_


A.

Day	Fish Caught
Thursday	   
Friday	       
Saturday	        
Sunday	     
Monday	 

























Each  = 3 fish


B.

Day	Fish Caught
Thursday	 
Friday	      
Saturday	     
Sunday	  
Monday	























Each  = 3 fish


C.

Day	Fish Caught
Thursday	 
Friday	      
Saturday	    
Sunday	     
Monday	   






















Each  = 3 fish


D.

Day	Fish Caught
Thursday	      
Friday	    
Saturday	  
Sunday	  
Monday	   
















Each  = 3 fish


E.

Day	Fish Caught
Thursday	      
Friday	  
Saturday	     
Sunday	   
Monday	

Each  = 3 fish

F.

Day	Fish Caught
Thursday	  
Friday	
Saturday	    
Sunday	 
Monday	   

Each  = 3 fish



## Matching Pictographs to Charts

Name: **Answer Key**

Determine which pictograph best represents the information in the chart.

### Answers

1)

Day	Fish Caught
Thursday	30
Friday	9
Saturday	21
Sunday	15
Monday	3

2)

Day	Fish Caught
Thursday	27
Friday	21
Saturday	9
Sunday	12
Monday	15

3)

Day	Fish Caught
Thursday	6
Friday	24
Saturday	21
Sunday	9
Monday	3

4)

Day	Fish Caught
Thursday	12
Friday	3
Saturday	24
Sunday	6
Monday	15

5)

Day	Fish Caught
Thursday	6
Friday	27
Saturday	18
Sunday	24
Monday	15

6)

Day	Fish Caught
Thursday	12
Friday	27
Saturday	30
Sunday	21
Monday	6

1. **E**

2. **D**





























3. **B**


4. **F**

5. **C**




















6. **A**


A.

Day	Fish Caught
Thursday	   
Friday	       
Saturday	       
Sunday	     
Monday	 























Each  = 3 fish


B.

Day	Fish Caught
Thursday	 
Friday	      
Saturday	     
Sunday	  
Monday	





















Each  = 3 fish


C.

Day	Fish Caught
Thursday	 
Friday	      
Saturday	    
Sunday	    
Monday	  




















Each  = 3 fish


D.

Day	Fish Caught
Thursday	     
Friday	    
Saturday	  
Sunday	  
Monday	  















Each  = 3 fish


E.

Day	Fish Caught
Thursday	     
Friday	  
Saturday	    
Sunday	   
Monday	

Each  = 3 fish

F.

Day	Fish Caught
Thursday	  
Friday	
Saturday	    
Sunday	 
Monday	  

Each  = 3 fish