



Determine which letter best represents the weight.

Ounce (oz)

An ounce is about the weight of a slice of bread.



Pound (lb)

A pound is about the weight of a can of vegetables.



Remember:

There are 16 ounces in 1 pound.

Answers

1. _____
2. _____
3. _____
4. _____
5. _____
6. _____
7. _____
8. _____
9. _____

1)



Baseball Cap

- A. 3 ounces
- B. 1 ounce
- C. 440 pounds
- D. 11 pounds

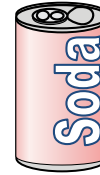
2)



Monitor

- A. 1000 pounds
- B. 20 ounces
- C. 0.2 ounces
- D. 20 pounds

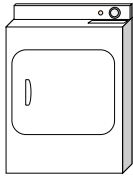
3)



Can of Soda

- A. 0.04 ounces
- B. 9 ounces
- C. 4 pounds
- D. 100 pounds

4)



Clothes Dryer

- A. 1 ounce
- B. 110 pounds
- C. 160 ounces
- D. 7 pounds


5)



Toothbrush

- A. 1 ounce
- B. 1100 pounds
- C. 16 ounces
- D. 30 pounds


6)



Hammer

- A. 10 pounds
- B. 16 ounces
- C. 3 pounds
- D. 1 ounce

7)



Screw Driver

- A. 0.1 ounces
- B. 15 ounces
- C. 29 pounds
- D. 2 ounces

8)



Recliner

- A. 3 ounces
- B. 5 ounces
- C. 70 pounds
- D. 2 pounds

9)



Cereal Box

- A. 90 pounds
- B. 15 ounces
- C. 1.1 ounces
- D. 15 pounds



Determine which letter best represents the weight.

Ounce (oz)

An ounce is about the weight of a slice of bread.



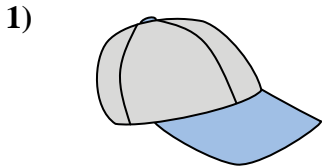
Pound (lb)

A pound is about the weight of a can of vegetables.



Remember:
There are 16 ounces in 1 pound.

Answers



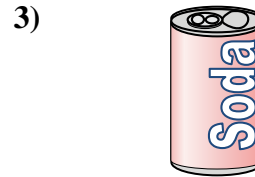
Baseball Cap

- A. 3 ounces
- B. 1 ounce
- C. 440 pounds
- D. 11 pounds



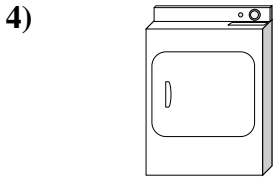
Monitor

- A. 1000 pounds
- B. 20 ounces
- C. 0.2 ounces
- D. 20 pounds




Can of Soda

- A. 0.04 ounces
- B. 9 ounces
- C. 4 pounds
- D. 100 pounds



Clothes Dryer

- A. 1 ounce
- B. 110 pounds
- C. 160 ounces
- D. 7 pounds




Toothbrush

- A. 1 ounce
- B. 1100 pounds
- C. 16 ounces
- D. 30 pounds




Hammer

- A. 10 pounds
- B. 16 ounces
- C. 3 pounds
- D. 1 ounce




Screw Driver

- A. 0.1 ounces
- B. 15 ounces
- C. 29 pounds
- D. 2 ounces



Recliner

- A. 3 ounces
- B. 5 ounces
- C. 70 pounds
- D. 2 pounds



Cereal Box

- A. 90 pounds
- B. 15 ounces
- C. 1.1 ounces
- D. 15 pounds

- 1. **A**
- 2. **D**
- 3. **B**
- 4. **B**
- 5. **A**
- 6. **C**
- 7. **D**
- 8. **C**
- 9. **B**