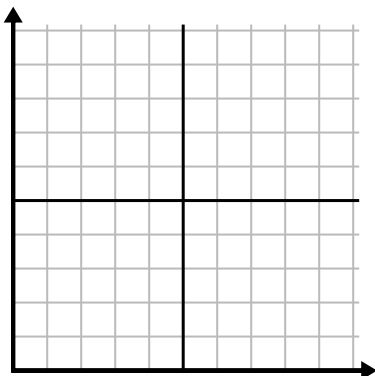




Fill in the grid using the chart.

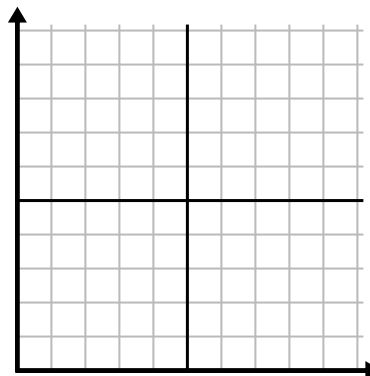
1)

| Day | 1 | 2 | 3 | 4 | 5 | 6 |
|-----------------|----|----|-----|-----|----|-----|
| Calories Burned | 80 | 60 | 140 | 100 | 40 | 180 |



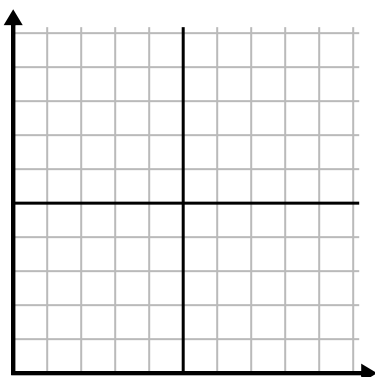
2)

| Month | 1 | 2 | 3 | 4 | 5 |
|---------------------|-----|-----|-----|-----|----|
| Electric Bill Price | 225 | 250 | 175 | 150 | 75 |



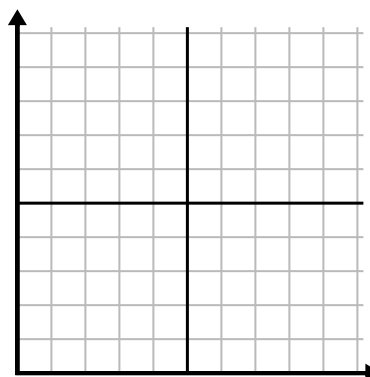
3)

| Hour | 1 | 2 | 3 | 4 | 5 |
|-------------|---|---|---|---|---|
| Amount Sold | 1 | 9 | 2 | 6 | 5 |



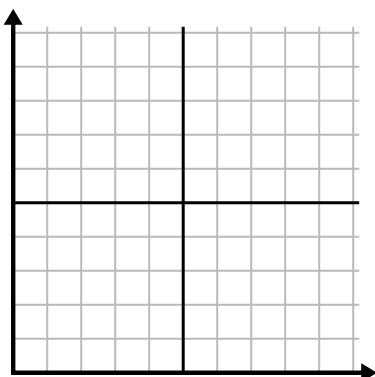
4)

| Day | 1 | 2 | 3 | 4 | 5 | 6 | 7 |
|------------|---|----|----|----|----|----|----|
| Texts Sent | 5 | 10 | 50 | 30 | 20 | 15 | 25 |



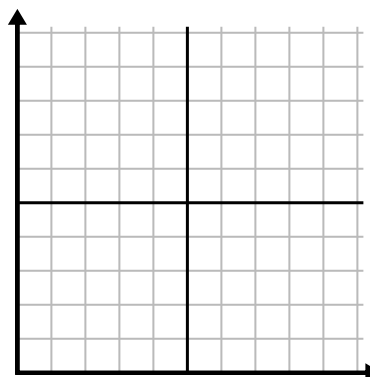
5)

| Week | 1 | 2 | 3 | 4 | 5 | 6 | 7 |
|----------------------|----|----|----|-----|----|----|----|
| Water Used (gallons) | 90 | 10 | 80 | 100 | 50 | 20 | 70 |



6)

| Day | 1 | 2 | 3 | 4 | 5 | 6 | 7 |
|-------------|---|---|---|---|---|---|----|
| Money Spent | 8 | 7 | 6 | 5 | 4 | 3 | 10 |

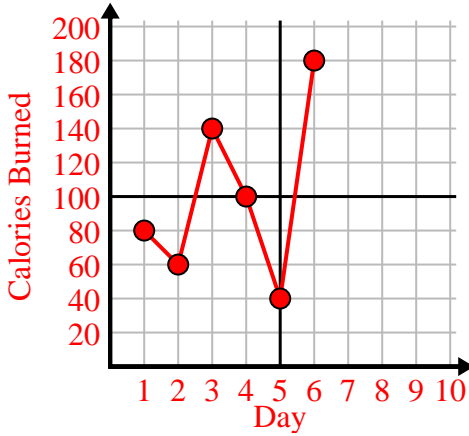




Fill in the grid using the chart.

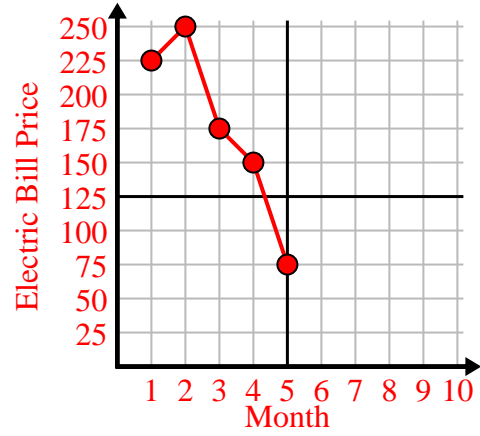
1)

| Day | 1 | 2 | 3 | 4 | 5 | 6 |
|-----------------|----|----|-----|-----|----|-----|
| Calories Burned | 80 | 60 | 140 | 100 | 40 | 180 |



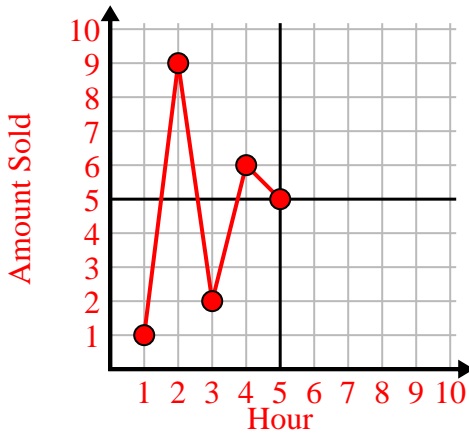
2)

| Month | 1 | 2 | 3 | 4 | 5 |
|---------------------|-----|-----|-----|-----|----|
| Electric Bill Price | 225 | 250 | 175 | 150 | 75 |



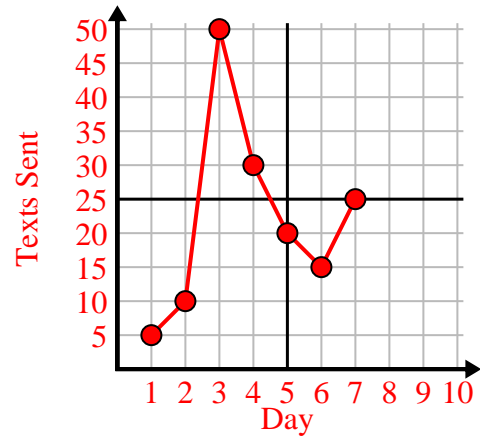
3)

| Hour | 1 | 2 | 3 | 4 | 5 |
|-------------|---|---|---|---|---|
| Amount Sold | 1 | 9 | 2 | 6 | 5 |



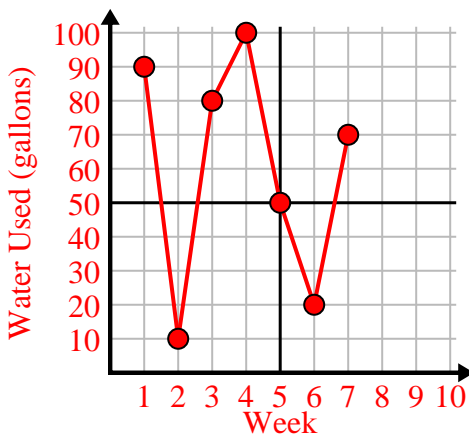
4)

| Day | 1 | 2 | 3 | 4 | 5 | 6 | 7 |
|------------|---|----|----|----|----|----|----|
| Texts Sent | 5 | 10 | 50 | 30 | 20 | 15 | 25 |



5)

| Week | 1 | 2 | 3 | 4 | 5 | 6 | 7 |
|----------------------|----|----|----|-----|----|----|----|
| Water Used (gallons) | 90 | 10 | 80 | 100 | 50 | 20 | 70 |



6)

| Day | 1 | 2 | 3 | 4 | 5 | 6 | 7 |
|-------------|---|---|---|---|---|---|----|
| Money Spent | 8 | 7 | 6 | 5 | 4 | 3 | 10 |

