



Match each table with the appropriate graph.

Answers

1)

Time	Pizzas Sold
1pm	
2pm	
3pm	
4pm	
5pm	

2)

Time	Pizzas Sold
1pm	
2pm	
3pm	
4pm	
5pm	

3)

Time	Pizzas Sold
1pm	
2pm	
3pm	
4pm	
5pm	

4)

Time	Pizzas Sold
1pm	
2pm	
3pm	
4pm	
5pm	

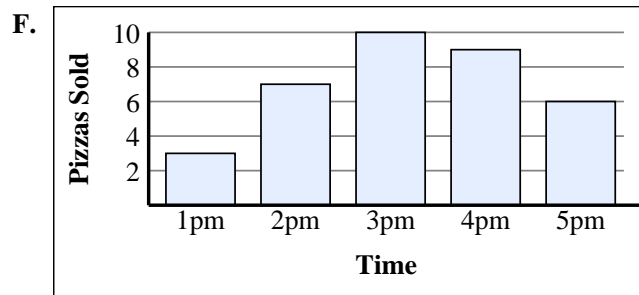
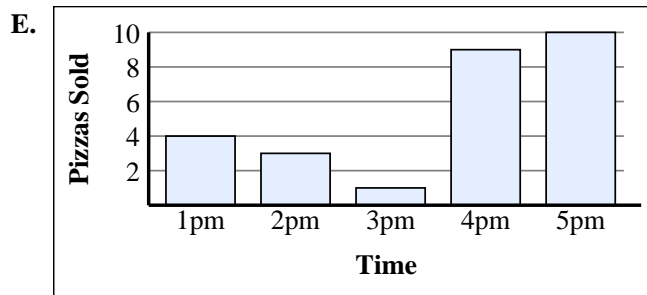
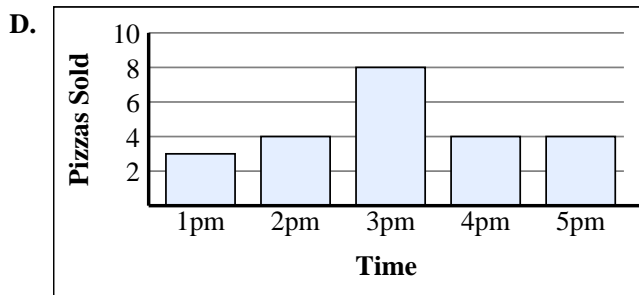
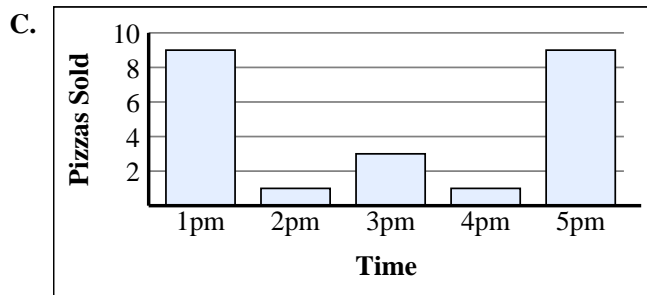
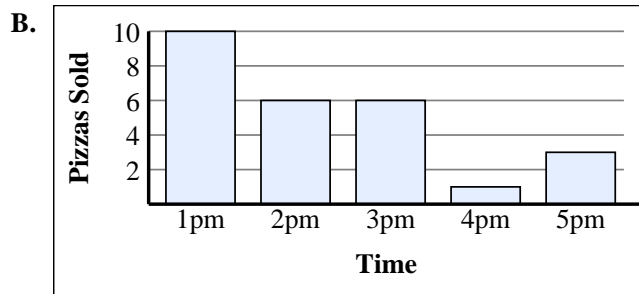
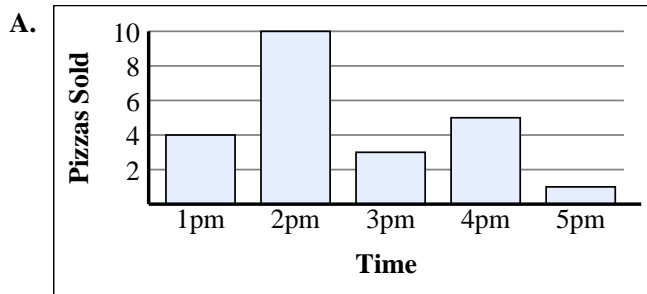
5)

Time	Pizzas Sold
1pm	
2pm	
3pm	
4pm	
5pm	

6)

Time	Pizzas Sold
1pm	
2pm	
3pm	
4pm	
5pm	

1. _____
2. _____
3. _____
4. _____
5. _____
6. _____





Match each table with the appropriate graph.

1)

Time	Pizzas Sold
1pm	
2pm	
3pm	
4pm	
5pm	

2)

Time	Pizzas Sold
1pm	
2pm	
3pm	
4pm	
5pm	

3)

Time	Pizzas Sold
1pm	
2pm	
3pm	
4pm	
5pm	

4)

Time	Pizzas Sold
1pm	
2pm	
3pm	
4pm	
5pm	

5)

Time	Pizzas Sold
1pm	
2pm	
3pm	
4pm	
5pm	

6)

Time	Pizzas Sold
1pm	
2pm	
3pm	
4pm	
5pm	

Answers

1. **D**
2. **E**
3. **F**
4. **A**
5. **B**
6. **C**

