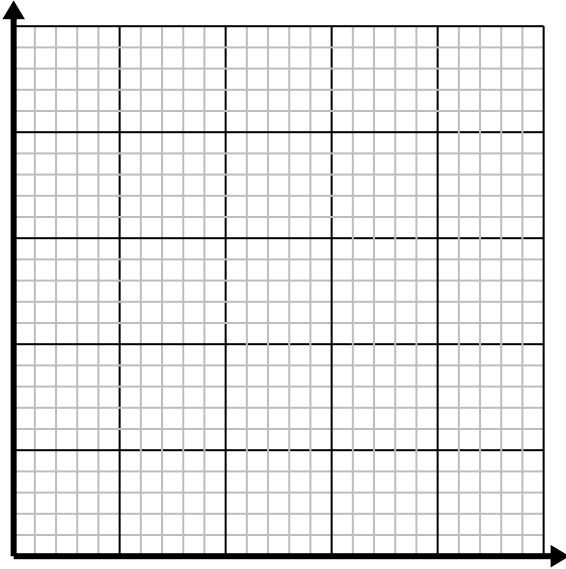




Solve each problem.

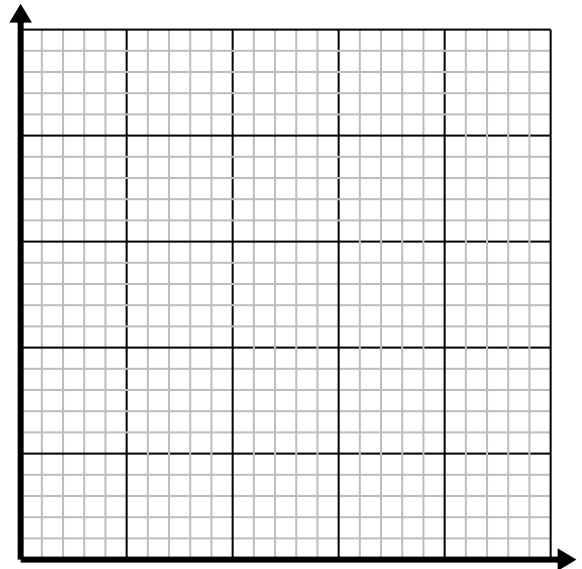
- 1) Every glass of lemonade requires 6 lemons.

Create a table showing the glasses of lemonade made using up to 5 lemons, then plot the values on the coordinate plane.



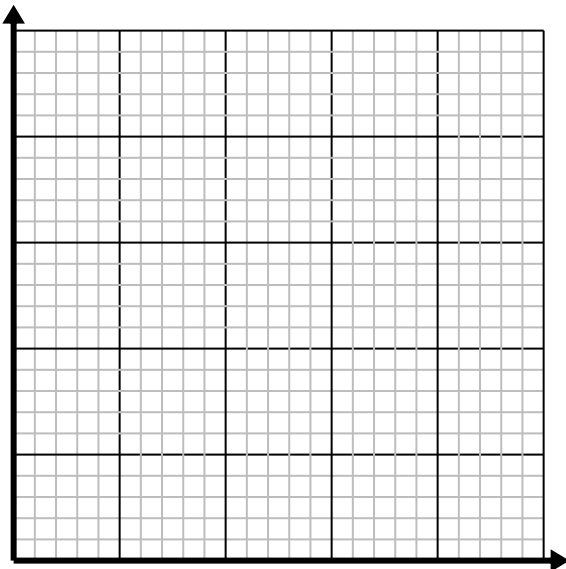
- 2) For every cup of flour 2 batches of cookies can be made.

Create a table showing the batches of cookies that can be made with up to 5 cups of flour, then plot the values on the coordinate plane.



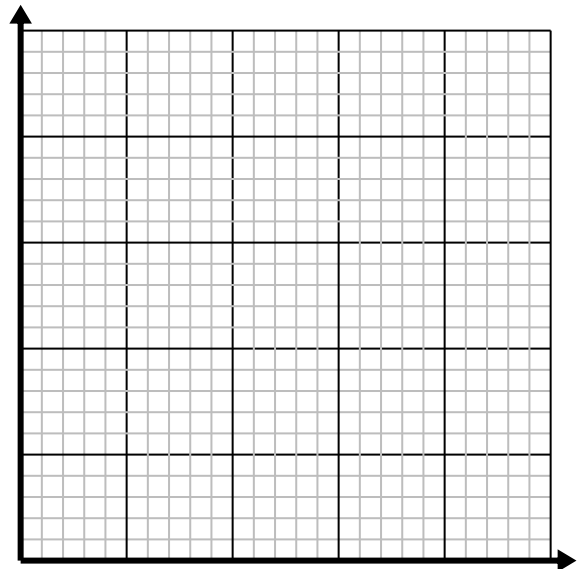
- 3) Every piece of chicken costs \$1.50.

Create a table showing the price for up to 5 pieces of chicken, then plot the values on the coordinate plane.



- 4) For every lawn mowed \$3 are earned.

Create a table showing the money earned for mowing up to 5 lawns, then plot the values on the coordinate plane.



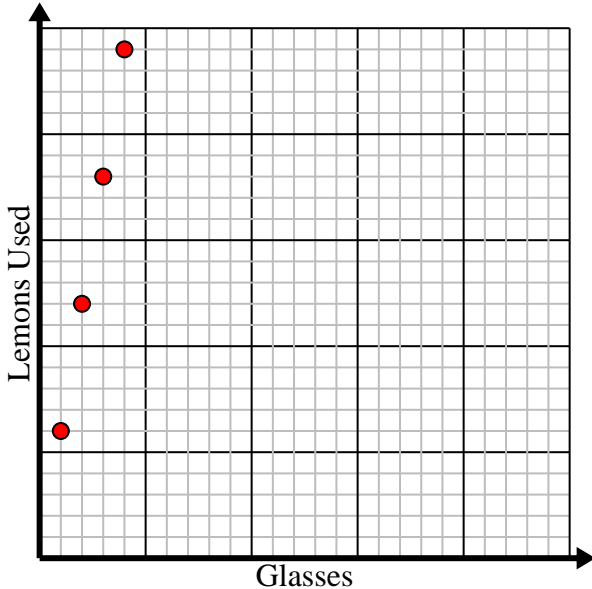


Solve each problem.

- 1) Every glass of lemonade requires 6 lemons.

Create a table showing the glasses of lemonade made using up to 5 lemons, then plot the values on the coordinate plane.

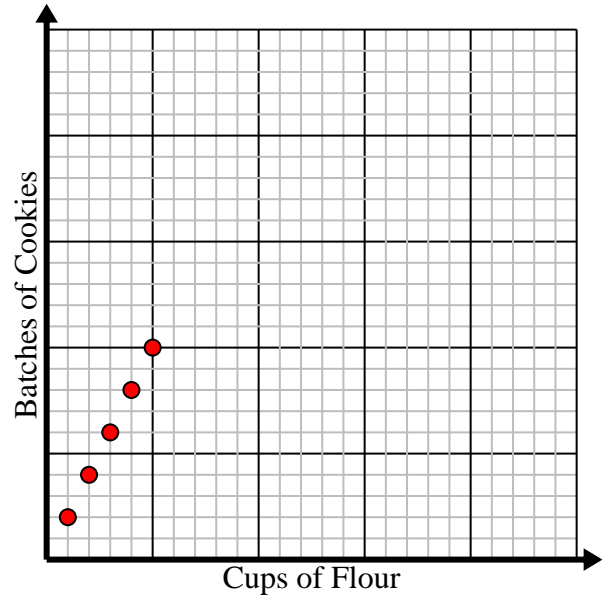
Glasses	1	2	3	4	5
Lemons Used	6	12	18	24	30



- 2) For every cup of flour 2 batches of cookies can be made.

Create a table showing the batches of cookies that can be made with up to 5 cups of flour, then plot the values on the coordinate plane.

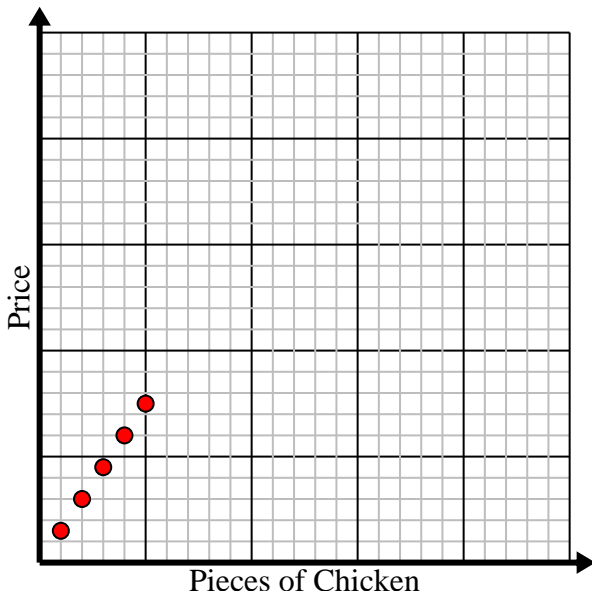
Cups of Flour	1	2	3	4	5
Batches of Cookies	2	4	6	8	10



- 3) Every piece of chicken costs \$1.50.

Create a table showing the price for up to 5 pieces of chicken, then plot the values on the coordinate plane.

Pieces of Chicken	1	2	3	4	5
Price	1.5	3	4.5	6	7.5



- 4) For every lawn mowed \$3 are earned.

Create a table showing the money earned for mowing up to 5 lawns, then plot the values on the coordinate plane.

Lawns Mowed	1	2	3	4	5
Money Earned	3	6	9	12	15

