





Measure each bug tip to tip then place your results in the line plot.





Ex) 2

1) _____

2) _____

3) _____

4) _____







5) _____

6) _____

7) _____

8) _____

9) _____



10) _____

11) _____

12) _____

13) _____

14) _____

Answers

Ex. 2

1. _____

2. _____

3. _____

4. _____

5. _____

6. _____

7. _____

8. _____

9. _____

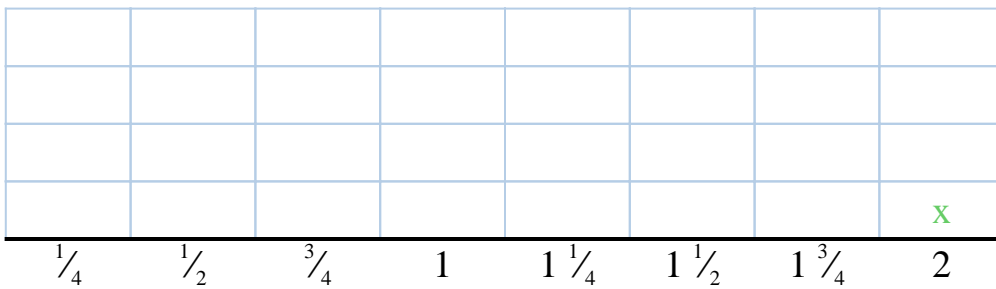
10. _____

11. _____

12. _____



13. _____

14. _____





Measure each bug tip to tip then place your results in the line plot.





Ex) 2

1) 1 3/4

2) 1/4

3) 1/4

4) 1/2







5) 1/4

6) 1 3/4

7) 1/2

8) 1/2

9) 2



10) 1 1/4

11) 1/4

12) 2

13) 1 3/4

14) 1 1/2

Answers

Ex. 2

1. 1 3/4

2. 1/4

3. 1/4

4. 1/2

5. 1/4

6. 1 3/4

7. 1/2

8. 1/2

9. 2

10. 1 1/4

11. 1/4

12. 2

13. 1 3/4

14. 1 1/2

X							
X	X					X	X
X	X					X	X
X	X			X	X	X	X
1/4	1/2	3/4	1	1 1/4	1 1/2	1 3/4	2

