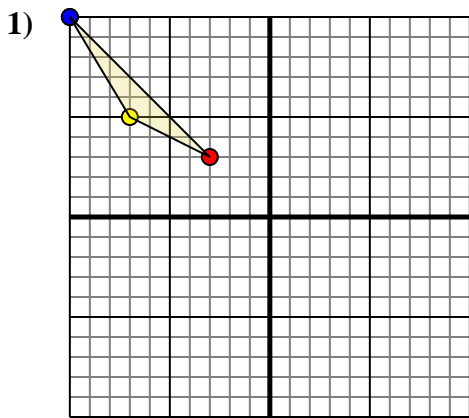




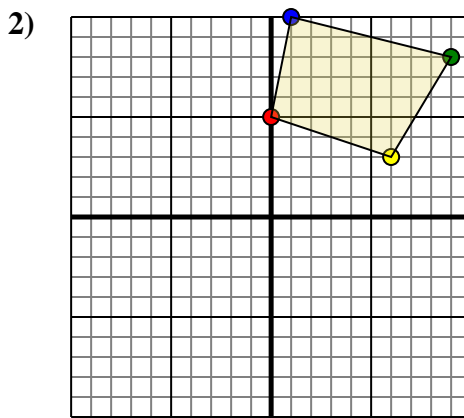
Rotate each shape as described.



The shape above has the following coordinates:

- A. (-3,3)
- B. (-7,5)
- C. (-10,10)

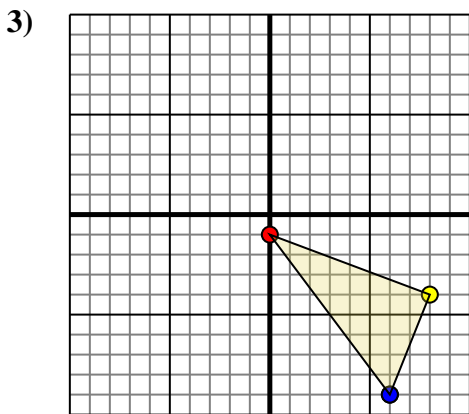
Rotate the shape 180° clockwise.



The shape above has the following coordinates:

- A. (0,5)
- B. (6,3)
- C. (9,8)
- D. (1,10)

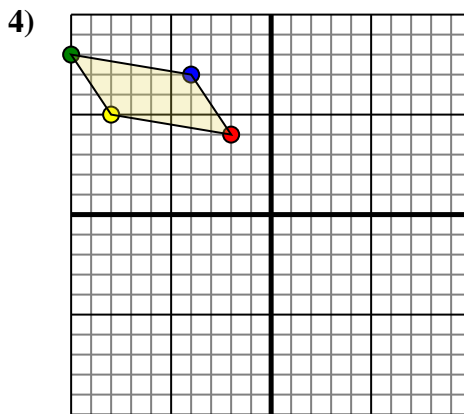
Rotate the shape 90° clockwise.



The shape above has the following coordinates:

- A. (0,-1)
- B. (8,-4)
- C. (6,-9)

Rotate the shape 180° counter-clockwise.



The shape above has the following coordinates:

- A. (-2,4)
- B. (-8,5)
- C. (-10,8)
- D. (-4,7)

Rotate the shape 90° counter-clockwise.

Answers

1a. _____

1b. _____

1c. _____

1. **Graph**

2a. _____

2b. _____

2c. _____

2d. _____

2. **Graph**

3a. _____

3b. _____

3c. _____

3. **Graph**

4a. _____

4b. _____

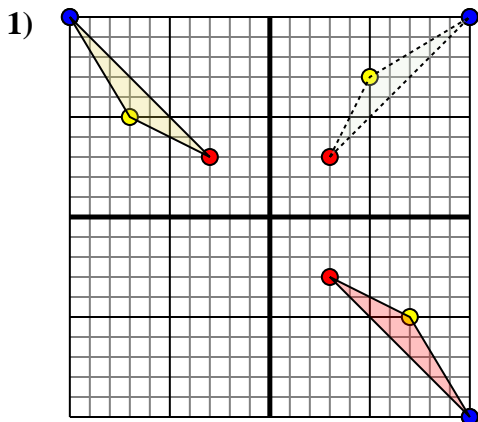
4c. _____

4d. _____

4. **Graph**



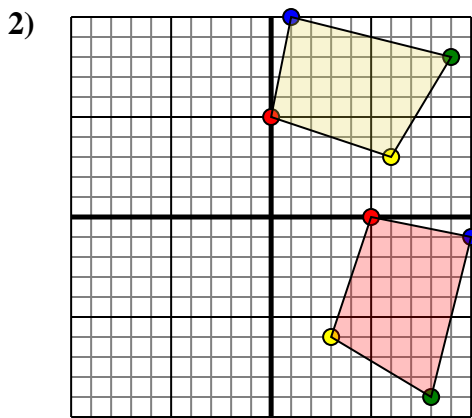
Rotate each shape as described.



The shape above has the following coordinates:

- A. (-3,3)
- B. (-7,5)
- C. (-10,10)

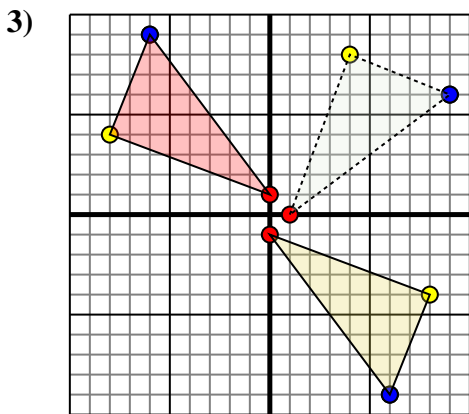
Rotate the shape 180° clockwise.



The shape above has the following coordinates:

- A. (0,5)
- B. (6,3)
- C. (9,8)
- D. (1,10)

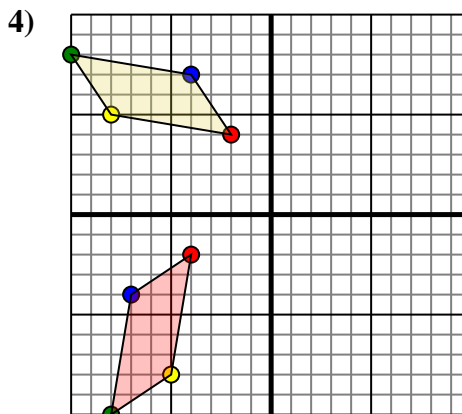
Rotate the shape 90° clockwise.



The shape above has the following coordinates:

- A. (0,-1)
- B. (8,-4)
- C. (6,-9)

Rotate the shape 180° counter-clockwise.



The shape above has the following coordinates:

- A. (-2,4)
- B. (-8,5)
- C. (-10,8)
- D. (-4,7)

Rotate the shape 90° counter-clockwise.

Answers

1a. (3,-3)

1b. (7,-5)

1c. (10,-10)

1. Graph

2a. (5,0)

2b. (3,-6)

2c. (8,-9)

2d. (10,-1)

2. Graph

3a. (0,1)

3b. (-8,4)

3c. (-6,9)

3. Graph

4a. (-4,-2)

4b. (-5,-8)

4c. (-8,-10)

4d. (-7,-4)

4. Graph