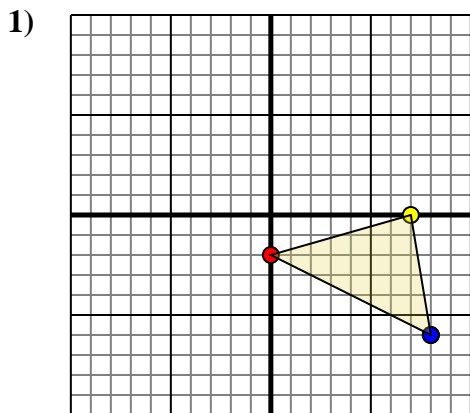




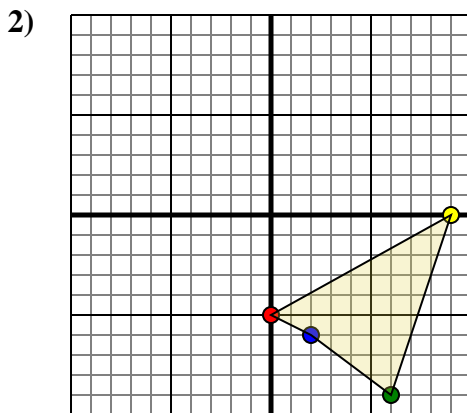
Rotate each shape as described.



The shape above has the following coordinates:

- A. (0,-2)
- B. (7,0)
- C. (8,-6)

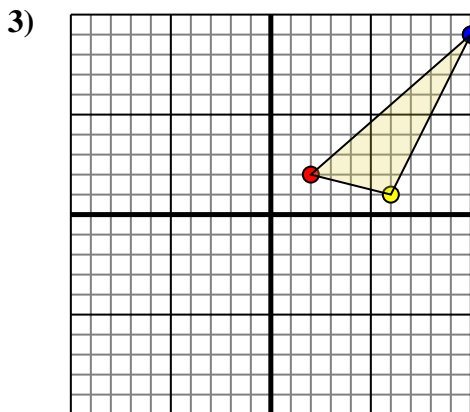
Rotate the shape 180° clockwise.



The shape above has the following coordinates:

- A. (0,-5)
- B. (9,0)
- C. (6,-9)
- D. (2,-6)

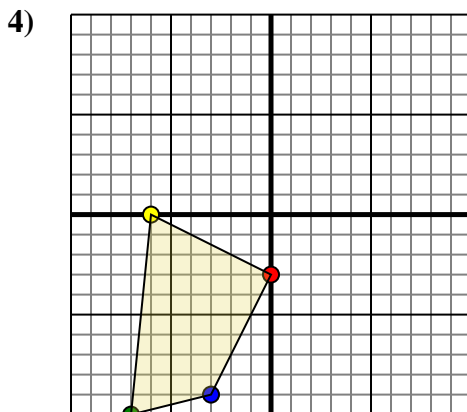
Rotate the shape 90° clockwise.



The shape above has the following coordinates:

- A. (2,2)
- B. (6,1)
- C. (10,9)

Rotate the shape 270° counter-clockwise.



The shape above has the following coordinates:

- A. (0,-3)
- B. (-6,0)
- C. (-7,-10)
- D. (-3,-9)

Rotate the shape 270° clockwise.

Answers

1a. _____

1b. _____

1c. _____

1. **Graph**

2a. _____

2b. _____

2c. _____

2d. _____

2. **Graph**

3a. _____

3b. _____

3c. _____

3. **Graph**

4a. _____

4b. _____

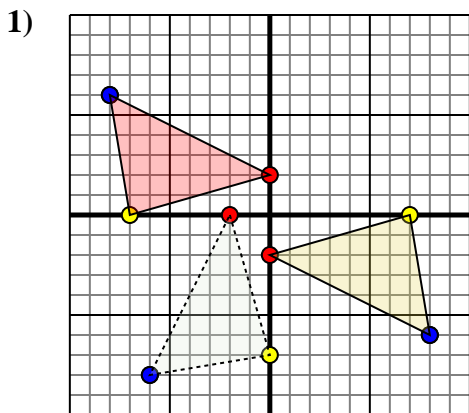
4c. _____

4d. _____

4. **Graph**



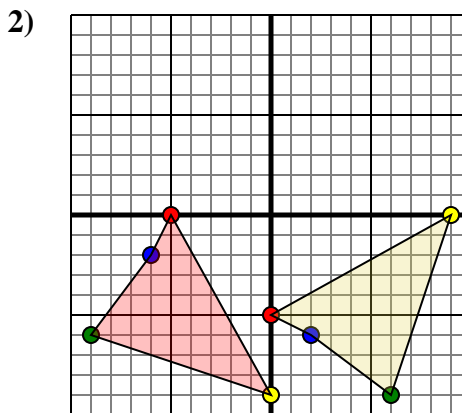
Rotate each shape as described.



The shape above has the following coordinates:

- A. (0,-2)
- B. (7,0)
- C. (8,-6)

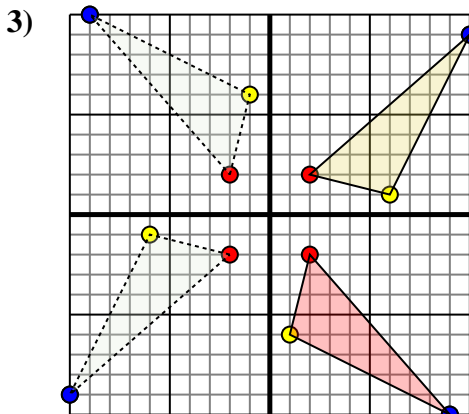
Rotate the shape 180° clockwise.



The shape above has the following coordinates:

- A. (0,-5)
- B. (9,0)
- C. (6,-9)
- D. (2,-6)

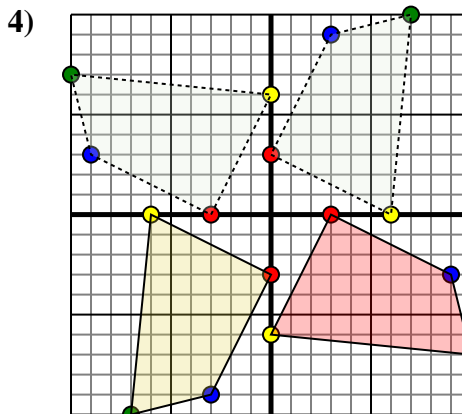
Rotate the shape 90° clockwise.



The shape above has the following coordinates:

- A. (2,2)
- B. (6,1)
- C. (10,9)

Rotate the shape 270° counter-clockwise.



The shape above has the following coordinates:

- A. (0,-3)
- B. (-6,0)
- C. (-7,-10)
- D. (-3,-9)

Rotate the shape 270° clockwise.

Answers

1a. **(-0,2)**

1b. **(-7,-0)**

1c. **(-8,6)**

1. **Graph**

2a. **(-5,-0)**

2b. **(0,-9)**

2c. **(-9,-6)**

2d. **(-6,-2)**

2. **Graph**

3a. **(2,-2)**

3b. **(1,-6)**

3c. **(9,-10)**

3. **Graph**

4a. **(3,0)**

4b. **(0,-6)**

4c. **(10,-7)**

4d. **(9,-3)**

4. **Graph**