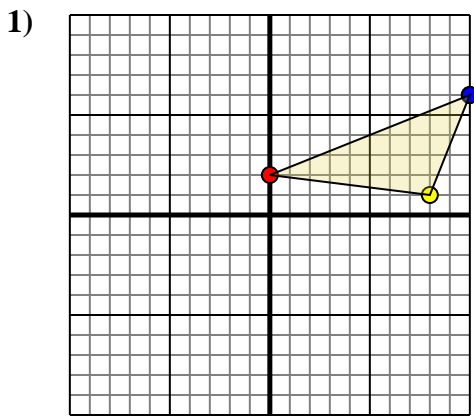




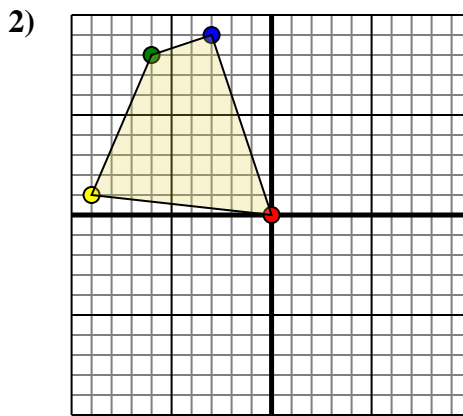
Rotate each shape as described.



The shape above has the following coordinates:

- A. (0,2)
- B. (8,1)
- C. (10,6)

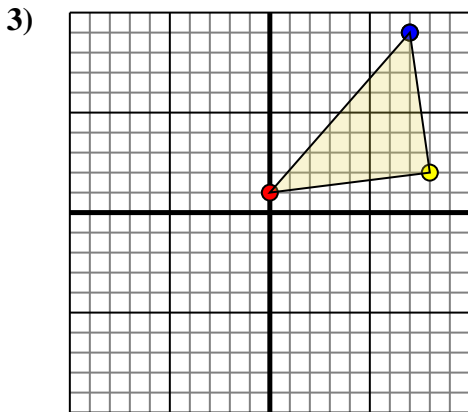
Rotate the shape 270° counter-clockwise.



The shape above has the following coordinates:

- A. (0,0)
- B. (-9,1)
- C. (-6,8)
- D. (-3,9)

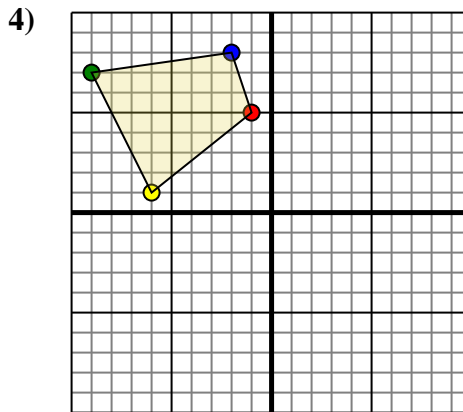
Rotate the shape 90° counter-clockwise.



The shape above has the following coordinates:

- A. (0,1)
- B. (8,2)
- C. (7,9)

Rotate the shape 180° counter-clockwise.



The shape above has the following coordinates:

- A. (-1,5)
- B. (-6,1)
- C. (-9,7)
- D. (-2,8)

Rotate the shape 180° counter-clockwise.

Answers

1a. _____

1b. _____

1c. _____

1. **Graph**

2a. _____

2b. _____

2c. _____

2d. _____

2. **Graph**

3a. _____

3b. _____

3c. _____

3. **Graph**

4a. _____

4b. _____

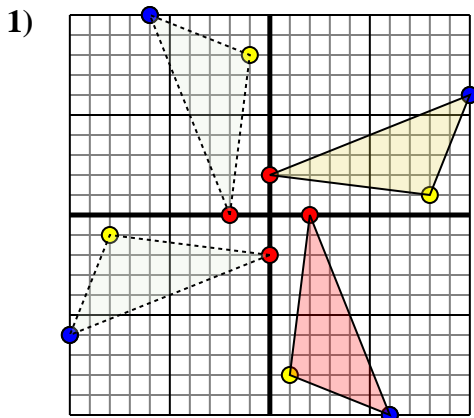
4c. _____

4d. _____

4. **Graph**



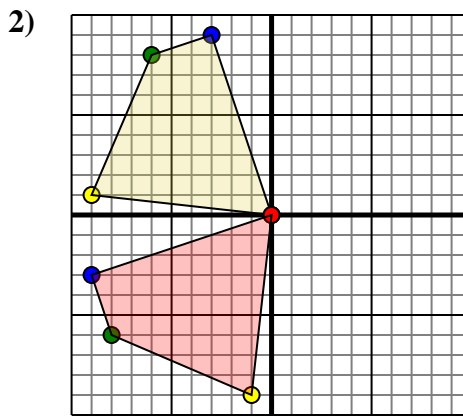
Rotate each shape as described.



The shape above has the following coordinates:

- A. (0,2)
- B. (8,1)
- C. (10,6)

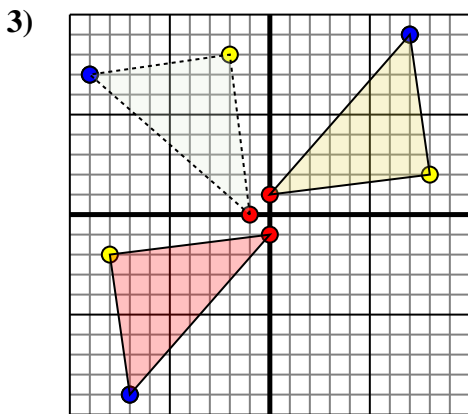
Rotate the shape 270° counter-clockwise.



The shape above has the following coordinates:

- A. (0,0)
- B. (-9,1)
- C. (-6,8)
- D. (-3,9)

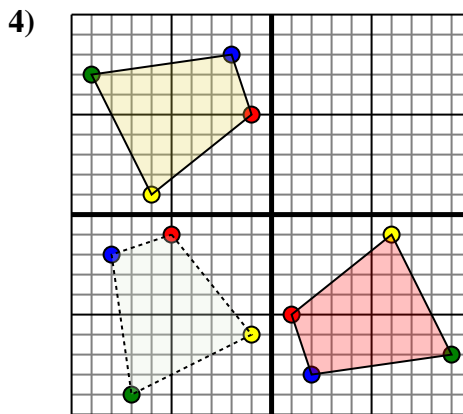
Rotate the shape 90° counter-clockwise.



The shape above has the following coordinates:

- A. (0,1)
- B. (8,2)
- C. (7,9)

Rotate the shape 180° counter-clockwise.



The shape above has the following coordinates:

- A. (-1,5)
- B. (-6,1)
- C. (-9,7)
- D. (-2,8)

Rotate the shape 180° counter-clockwise.

Answers

1a. **(2,-0)**

1b. **(1,-8)**

1c. **(6,-10)**

1. **Graph**

2a. **(0,0)**

2b. **(-1,-9)**

2c. **(-8,-6)**

2d. **(-9,-3)**

2. **Graph**

3a. **(-0,-1)**

3b. **(-8,-2)**

3c. **(-7,-9)**

3. **Graph**

4a. **(1,-5)**

4b. **(6,-1)**

4c. **(9,-7)**

4d. **(2,-8)**

4. **Graph**