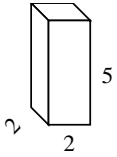




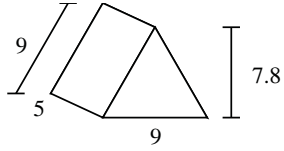
Find the surface area of each figure.

Answers

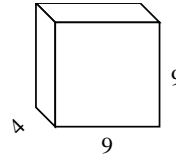
Ex)



1)



2)



Ex. **48**

1. _____

2. _____

3. _____

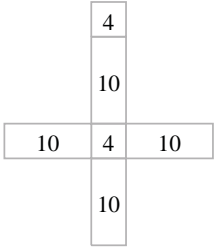
4. _____

5. _____

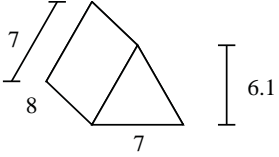
6. _____

7. _____

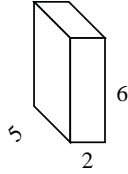
8. _____



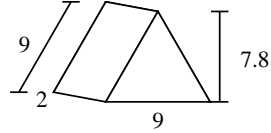
3)



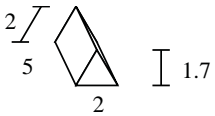
4)



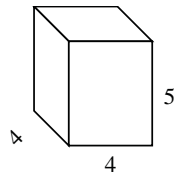
5)



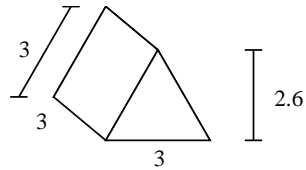
6)



7)



8)

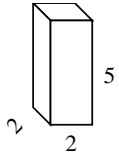




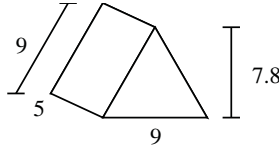
Find the surface area of each figure.

Answers

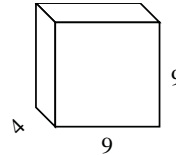
Ex)



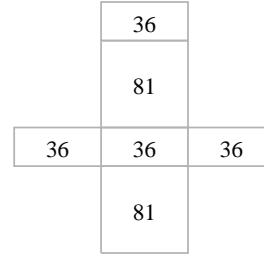
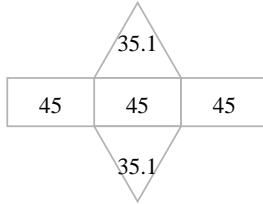
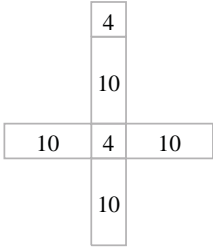
1)



2)



Ex. 48



1. 205.2

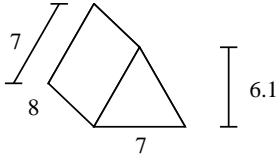
2. 306

3. 210.7

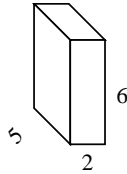
4. 104

5. 124.2

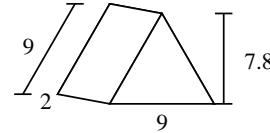
3)



4)



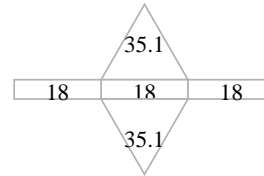
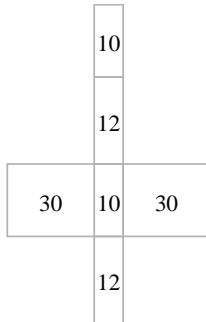
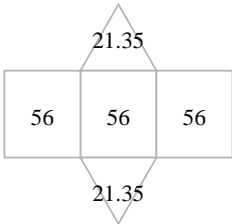
5)



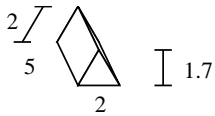
6. 33.4

7. 112

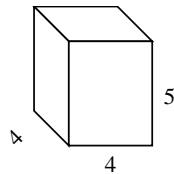
8. 34.8



6)



7)



8)

