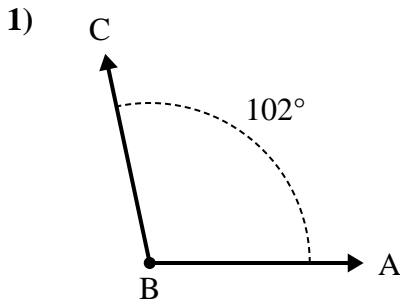


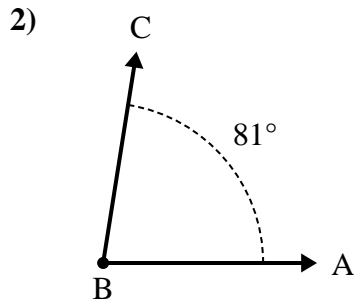


Solve each problem.

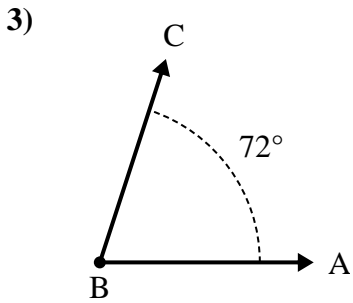
Answers



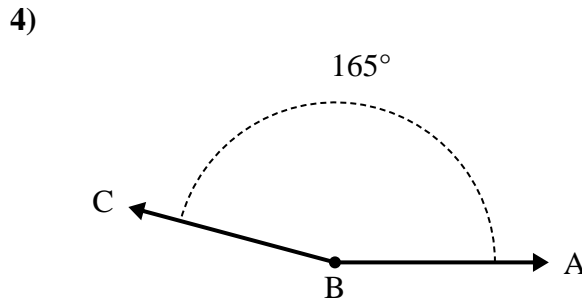
- A. Draw and label ray BD so that it cuts angle ABC into two smaller angles, with angle DBC measuring 36 degrees.
 B. What is the measure of angle ABD?



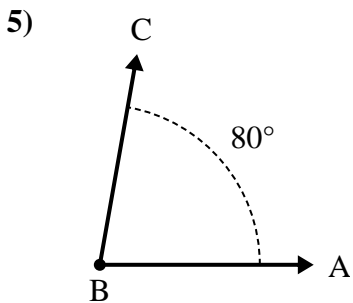
- A. Draw and label ray BD so that it cuts angle ABC into two smaller angles, with angle ABD measuring 35 degrees.
 B. What is the measure of angle DBC?



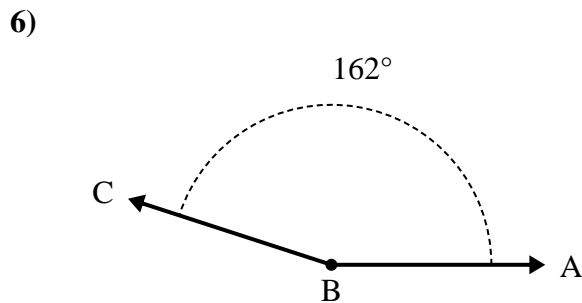
- A. Draw and label ray BD so that it cuts angle ABC into two smaller angles, with angle DBC measuring 36 degrees.
 B. What is the measure of angle ABD?



- A. Draw and label ray BD so that it cuts angle ABC into two smaller angles, with angle DBC measuring 135 degrees.
 B. What is the measure of angle ABD?



- A. Draw and label ray BD so that it cuts angle ABC into two smaller angles, with angle ABD measuring 49 degrees.
 B. What is the measure of angle DBC?

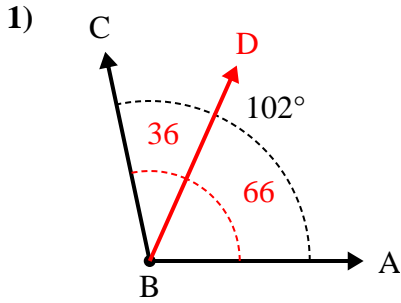


- A. Draw and label ray BD so that it cuts angle ABC into two smaller angles, with angle DBC measuring 120 degrees.
 B. What is the measure of angle ABD?

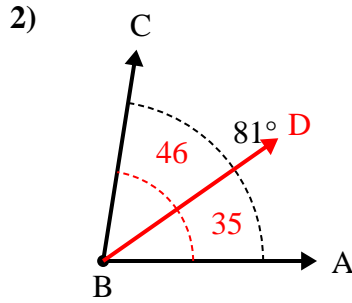
1. _____
2. _____
3. _____
4. _____
5. _____
6. _____



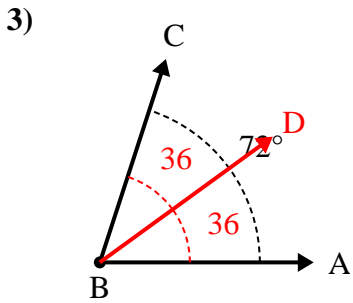
Solve each problem.



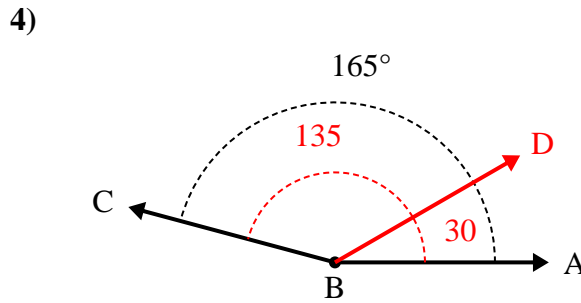
- A. Draw and label ray BD so that it cuts angle ABC into two smaller angles, with angle DBC measuring 36 degrees.
 B. What is the measure of angle ABD?



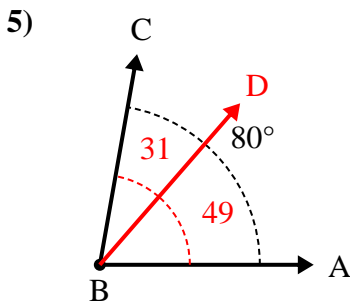
- A. Draw and label ray BD so that it cuts angle ABC into two smaller angles, with angle ABD measuring 35 degrees.
 B. What is the measure of angle DBC?



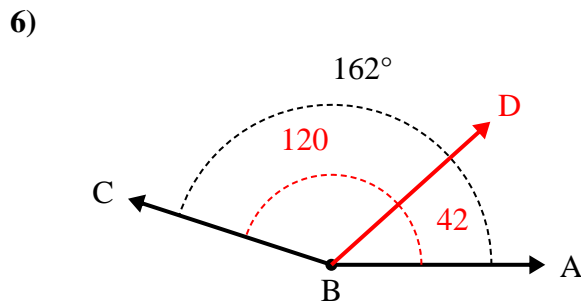
- A. Draw and label ray BD so that it cuts angle ABC into two smaller angles, with angle DBC measuring 36 degrees.
 B. What is the measure of angle ABD?



- A. Draw and label ray BD so that it cuts angle ABC into two smaller angles, with angle DBC measuring 135 degrees.
 B. What is the measure of angle ABD?



- A. Draw and label ray BD so that it cuts angle ABC into two smaller angles, with angle ABD measuring 49 degrees.
 B. What is the measure of angle DBC?



- A. Draw and label ray BD so that it cuts angle ABC into two smaller angles, with angle DBC measuring 120 degrees.
 B. What is the measure of angle ABD?

Answers

1. 66°
2. 46°
3. 36°
4. 30°
5. 31°
6. 42°