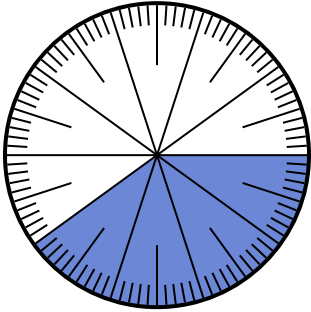




Solve each problem.

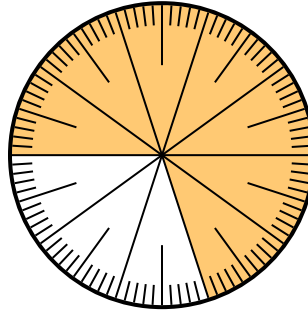
**Answers**

- 1) Which choice represents the shaded portion of the number wheel?



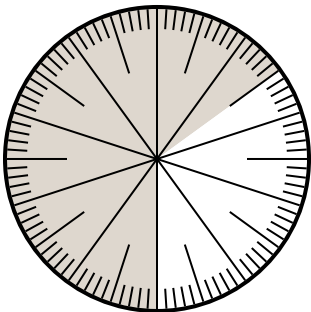
- A. 40                      B. 0.4  
C.  $\frac{0.40}{100}$               D. 40.0

- 2) Which choice represents the un-shaded portion of the number wheel?



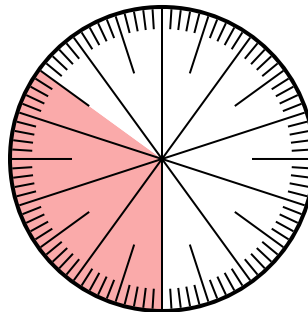
- A.  $\frac{30}{70}$                       B.  $\frac{3.00}{100}$   
C. 3.00                      D. 0.3

- 3) Which choice represents the un-shaded portion of the number wheel?



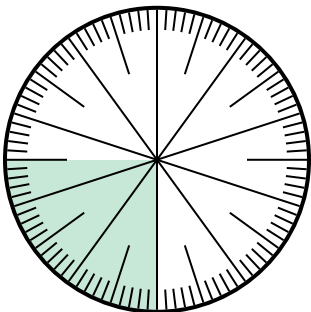
- A.  $\frac{0.35}{100}$                       B. 0.35  
C. 65                          D. 6.50

- 4) Which choice represents the shaded portion of the number wheel?



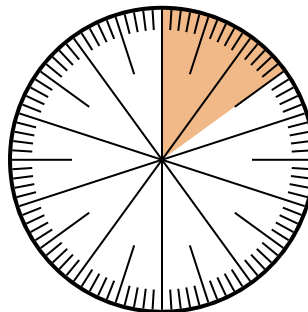
- A.  $\frac{35}{100}$                       B.  $\frac{0.35}{100}$   
C.  $\frac{3.5}{100}$                       D.  $\frac{3.50}{100}$

- 5) Which choice represents the shaded portion of the number wheel?



- A.  $\frac{2.5}{100}$                       B. 0.25  
C.  $\frac{25}{75}$                       D.  $\frac{75}{25}$

- 6) Which choice represents the un-shaded portion of the number wheel?



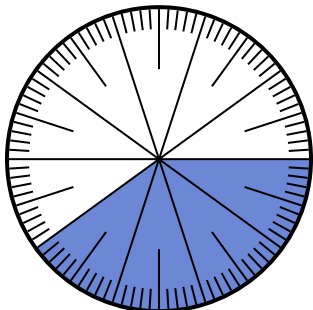
- A.  $\frac{15}{85}$                       B.  $\frac{85}{100}$   
C.  $\frac{85}{15}$                       D.  $\frac{8.50}{100}$

1. \_\_\_\_\_  
2. \_\_\_\_\_  
3. \_\_\_\_\_  
4. \_\_\_\_\_  
5. \_\_\_\_\_  
6. \_\_\_\_\_



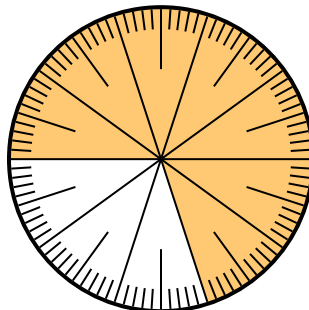
Solve each problem.

- 1) Which choice represents the shaded portion of the number wheel?



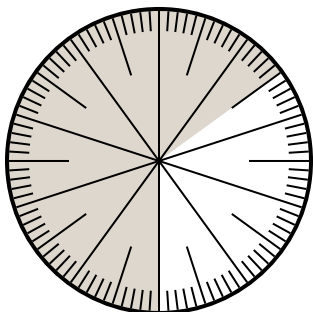
- A. 40                      B. 0.4  
C.  $\frac{0.40}{100}$               D. 40.0

- 2) Which choice represents the un-shaded portion of the number wheel?



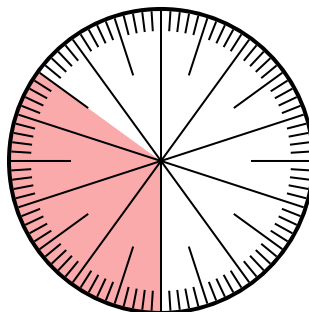
- A.  $\frac{30}{70}$                       B.  $\frac{3.00}{100}$   
C. 3.00                      D. 0.3

- 3) Which choice represents the un-shaded portion of the number wheel?



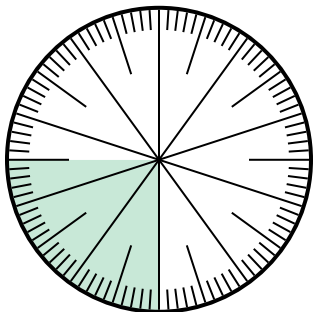
- A.  $\frac{0.35}{100}$                       B. 0.35  
C. 65                          D. 6.50

- 4) Which choice represents the shaded portion of the number wheel?



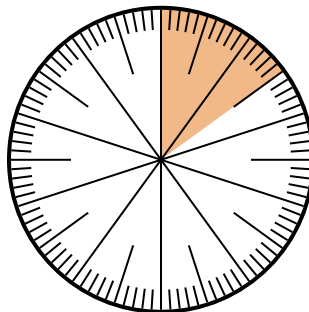
- A.  $\frac{35}{100}$                       B.  $\frac{0.35}{100}$   
C.  $\frac{3.5}{100}$                       D.  $\frac{3.50}{100}$

- 5) Which choice represents the shaded portion of the number wheel?



- A.  $\frac{2.5}{100}$                       B. 0.25  
C.  $\frac{25}{75}$                       D.  $\frac{75}{25}$

- 6) Which choice represents the un-shaded portion of the number wheel?



- A.  $\frac{15}{85}$                       B.  $\frac{85}{100}$   
C.  $\frac{85}{15}$                       D.  $\frac{8.50}{100}$

**Answers**

1.     **B**      
2.     **D**      
3.     **B**      
4.     **A**      
5.     **B**      
6.     **B**