



Measure each pencil tip to tip then place your results in the line plot.

Answers

Ex. 1

1. _____

2. _____

3. _____

4. _____

5. _____

6. _____

7. _____

8. _____

9. _____

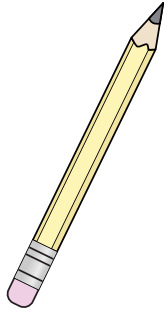
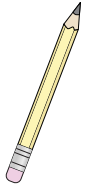
10. _____

11. _____

12. _____

13. _____

14. _____



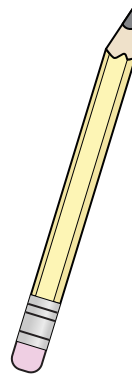
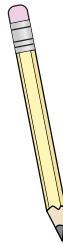
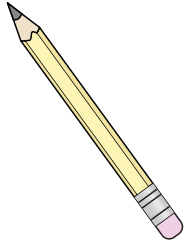
Ex) 1

1) _____

2) _____

3) _____

4) _____




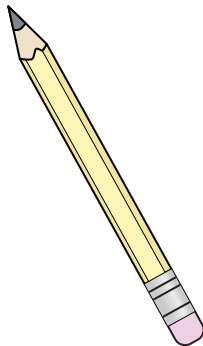
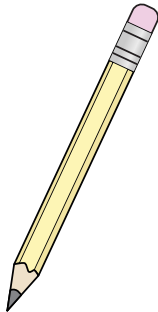
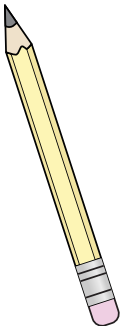
5) _____

6) _____

7) _____

8) _____

9) _____



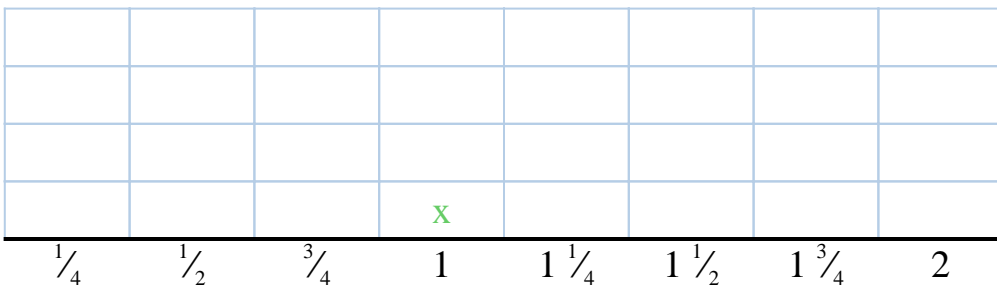
10) _____

11) _____

12) _____

13) _____

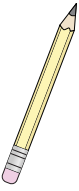
14) _____




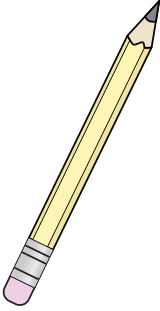



Measure each pencil tip to tip then place your results in the line plot.


Answers


Ex)  1


1)  $\frac{1}{4}$

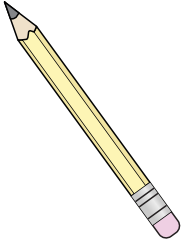
2)  $1\frac{3}{4}$

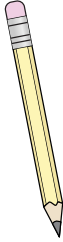
3)  $\frac{1}{4}$

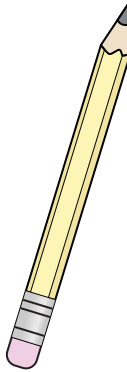
4)  $1\frac{1}{4}$

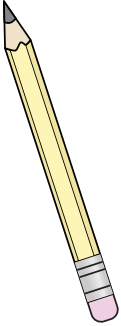
5)  $\frac{1}{2}$

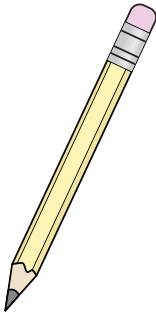
6)  $\frac{3}{4}$

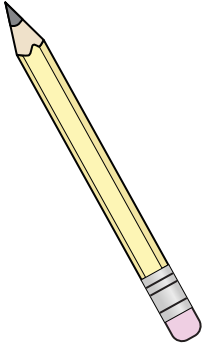
7)  $1\frac{1}{2}$

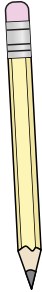
8)  $1\frac{1}{4}$

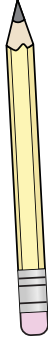
9)  2

10)  $1\frac{3}{4}$

11)  $1\frac{3}{4}$

12)  2

13)  $1\frac{1}{2}$

14)  $1\frac{3}{4}$

- Ex. 1
1. $\frac{1}{4}$
2. $1\frac{3}{4}$
3. $\frac{1}{4}$
4. $1\frac{1}{4}$
5. $\frac{1}{2}$
6. $\frac{3}{4}$
7. $1\frac{1}{2}$
8. $1\frac{1}{4}$
9. 2
10. $1\frac{3}{4}$
11. $1\frac{3}{4}$
12. 2
13. $1\frac{1}{2}$
14. $1\frac{3}{4}$

