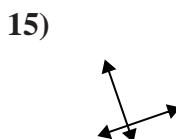
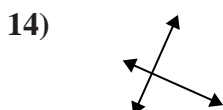
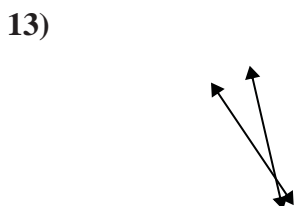
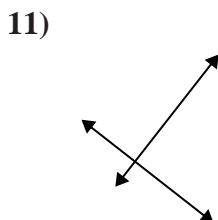
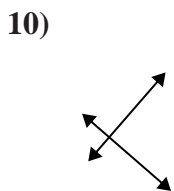
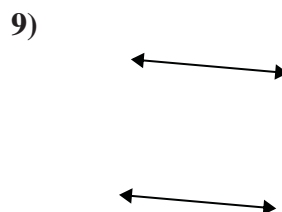
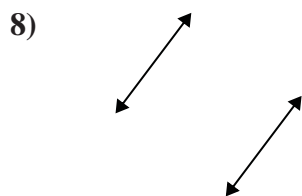
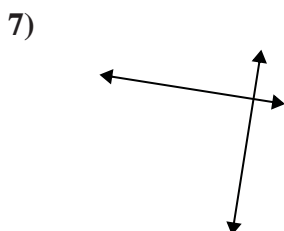
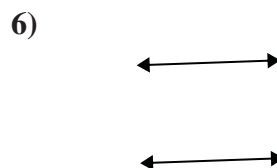
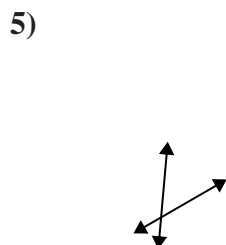
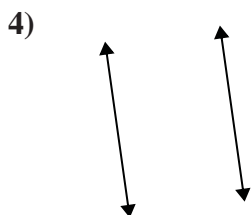
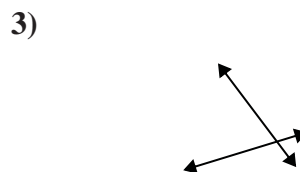
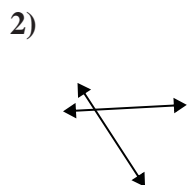
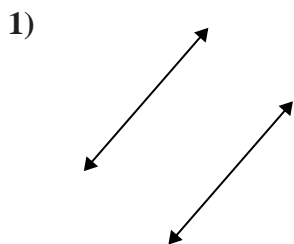




Use 'parallel', 'perp'(perpendicular) or 'inter'(intersecting) to describe the lines.

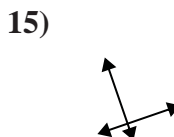
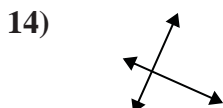
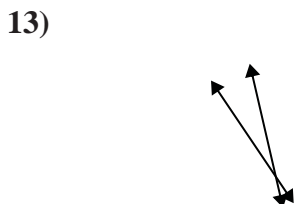
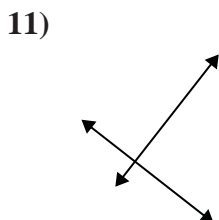
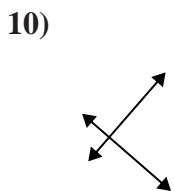
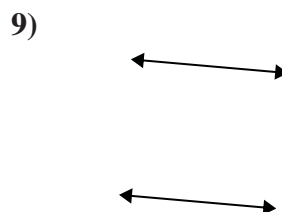
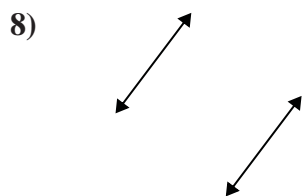
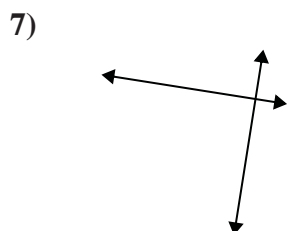
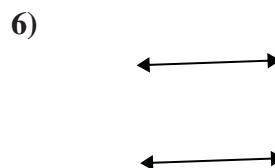
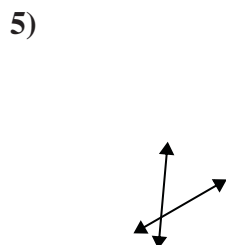
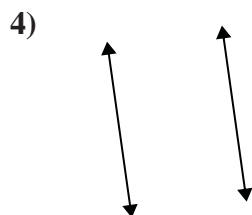
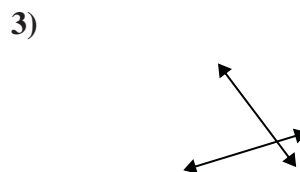
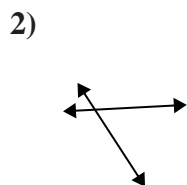
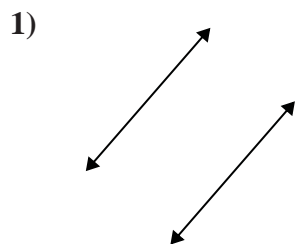
Answers



1. \_\_\_\_\_
2. \_\_\_\_\_
3. \_\_\_\_\_
4. \_\_\_\_\_
5. \_\_\_\_\_
6. \_\_\_\_\_
7. \_\_\_\_\_
8. \_\_\_\_\_
9. \_\_\_\_\_
10. \_\_\_\_\_
11. \_\_\_\_\_
12. \_\_\_\_\_
13. \_\_\_\_\_
14. \_\_\_\_\_
15. \_\_\_\_\_



Use 'parallel', 'perp'(perpendicular) or 'inter'(intersecting) to describe the lines.



Answers

1. parallel

2. inter

3. inter

4. parallel

5. inter

6. parallel

7. perp & inter

8. parallel

9. parallel

10. perp & inter

11. perp & inter

12. inter

13. inter

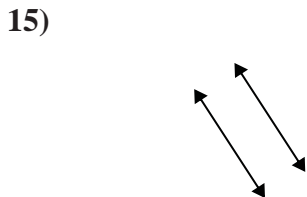
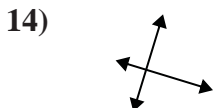
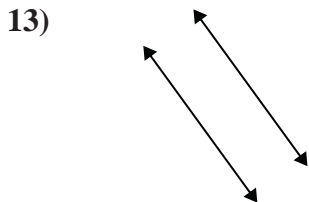
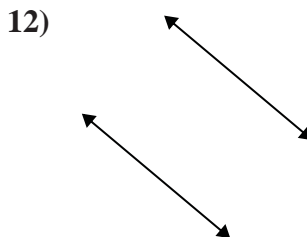
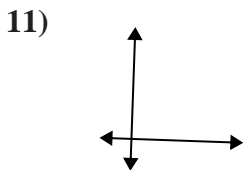
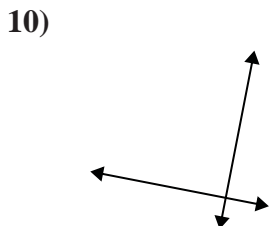
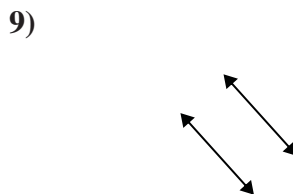
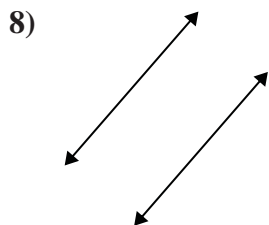
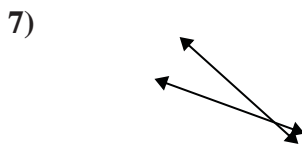
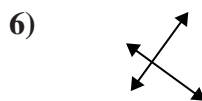
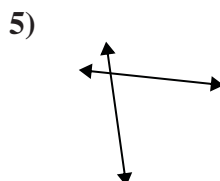
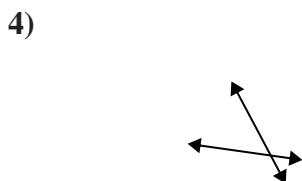
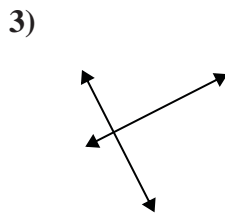
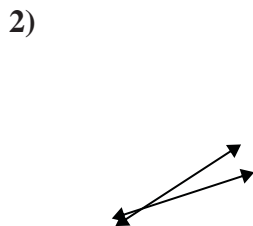
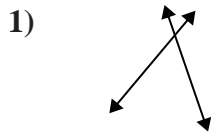
14. perp & inter

15. perp & inter



Use 'parallel', 'perp'(perpendicular) or 'inter'(intersecting) to describe the lines.

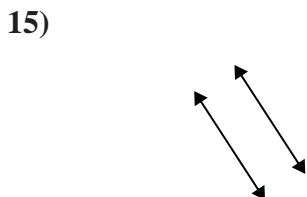
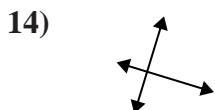
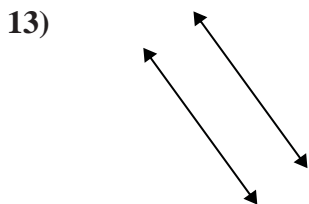
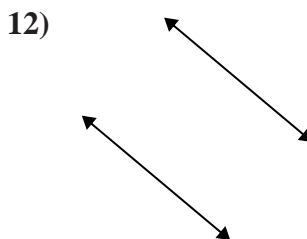
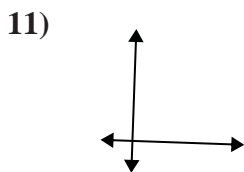
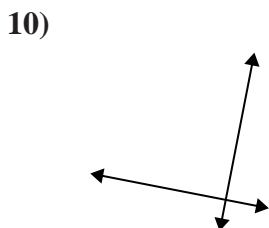
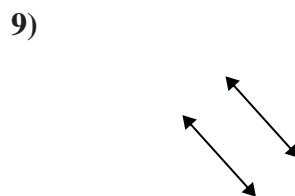
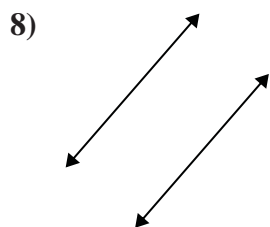
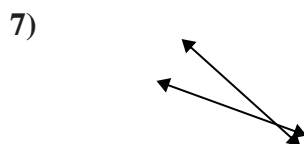
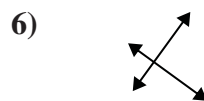
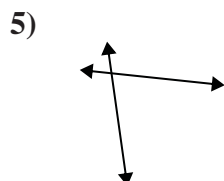
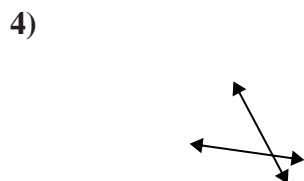
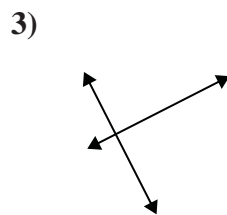
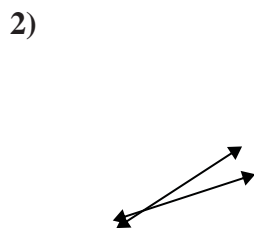
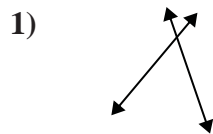
Answers



1. \_\_\_\_\_
2. \_\_\_\_\_
3. \_\_\_\_\_
4. \_\_\_\_\_
5. \_\_\_\_\_
6. \_\_\_\_\_
7. \_\_\_\_\_
8. \_\_\_\_\_
9. \_\_\_\_\_
10. \_\_\_\_\_
11. \_\_\_\_\_
12. \_\_\_\_\_
13. \_\_\_\_\_
14. \_\_\_\_\_
15. \_\_\_\_\_



Use 'parallel', 'perp'(perpendicular) or 'inter'(intersecting) to describe the lines.



Answers

1. inter

2. inter

3. perp & inter

4. inter

5. inter

6. perp & inter

7. inter

8. parallel

9. parallel

10. perp & inter

11. perp & inter

12. parallel

13. parallel

14. perp & inter

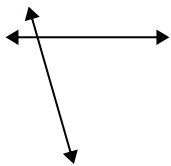
15. parallel



Use 'parallel', 'perp'(perpendicular) or 'inter'(intersecting) to describe the lines.

Answers

1)



2)



3)

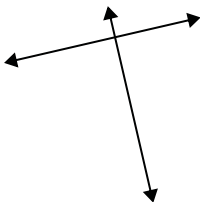


1. \_\_\_\_\_

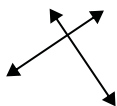
2. \_\_\_\_\_

3. \_\_\_\_\_

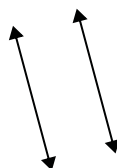
4)



5)



6)

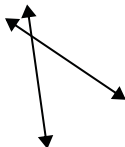


4. \_\_\_\_\_

5. \_\_\_\_\_

6. \_\_\_\_\_

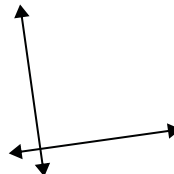
7)



8)



9)



7. \_\_\_\_\_

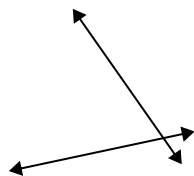
8. \_\_\_\_\_

9. \_\_\_\_\_

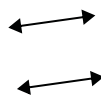
10. \_\_\_\_\_

11. \_\_\_\_\_

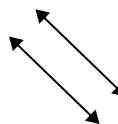
10)



11)



12)



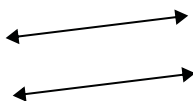
12. \_\_\_\_\_

13. \_\_\_\_\_

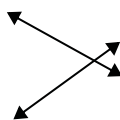
14. \_\_\_\_\_

15. \_\_\_\_\_

13)



14)



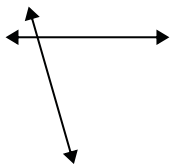
15)





Use 'parallel', 'perp'(perpendicular) or 'inter'(intersecting) to describe the lines.

1)



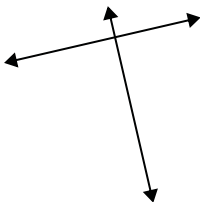
2)



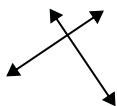
3)



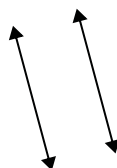
4)



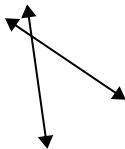
5)



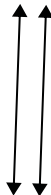
6)



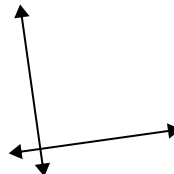
7)



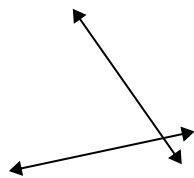
8)



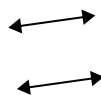
9)



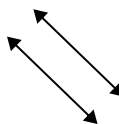
10)



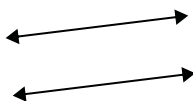
11)



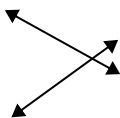
12)



13)



14)



15)



Answers

1. inter

2. perp & inter

3. perp & inter

4. perp & inter

5. perp & inter

6. parallel

7. inter

8. parallel

9. perp & inter

10. inter

11. parallel

12. parallel

13. parallel

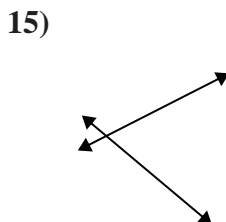
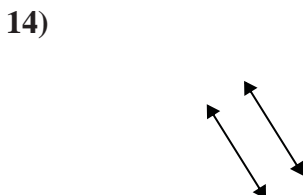
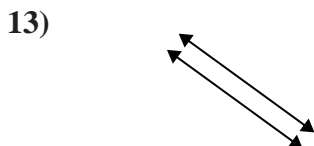
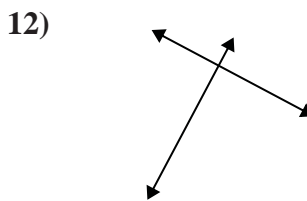
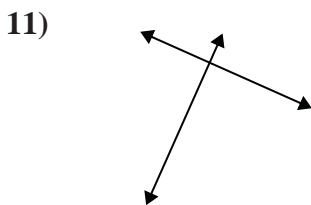
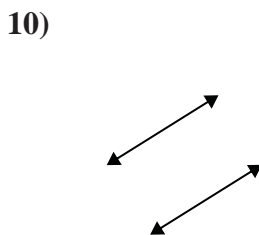
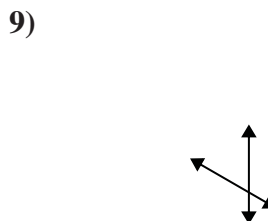
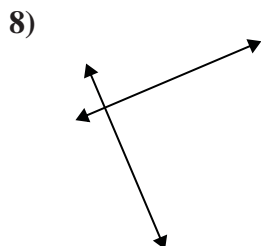
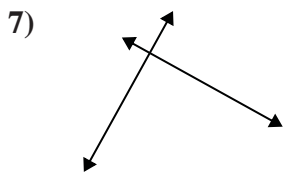
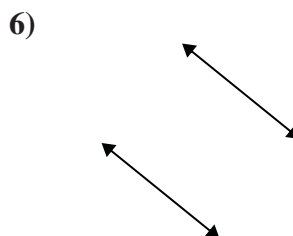
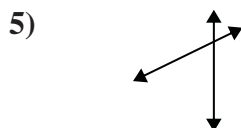
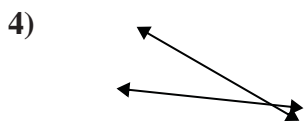
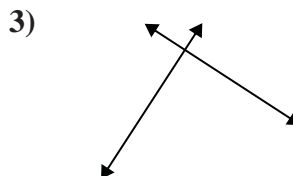
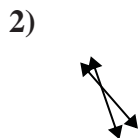
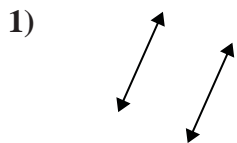
14. inter

15. inter



Use 'parallel', 'perp'(perpendicular) or 'inter'(intersecting) to describe the lines.

Answers

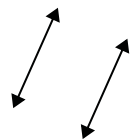


1. \_\_\_\_\_
2. \_\_\_\_\_
3. \_\_\_\_\_
4. \_\_\_\_\_
5. \_\_\_\_\_
6. \_\_\_\_\_
7. \_\_\_\_\_
8. \_\_\_\_\_
9. \_\_\_\_\_
10. \_\_\_\_\_
11. \_\_\_\_\_
12. \_\_\_\_\_
13. \_\_\_\_\_
14. \_\_\_\_\_
15. \_\_\_\_\_



Use 'parallel', 'perp'(perpendicular) or 'inter'(intersecting) to describe the lines.

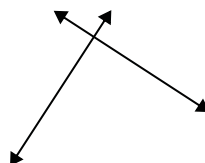
1)



2)



3)



1.

**parallel**

2.

**inter**

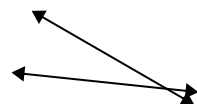
3.

**perp & inter**

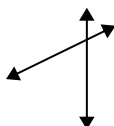
4.

**inter**

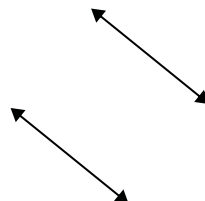
4)



5)



6)



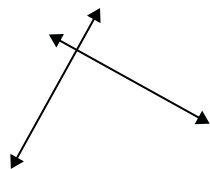
5.

**inter**

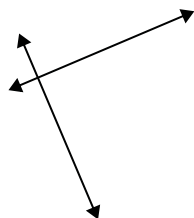
6.

**parallel**

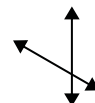
7)



8)



9)



7.

**perp & inter**

8.

**perp & inter**

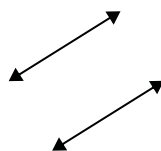
9.

**inter**

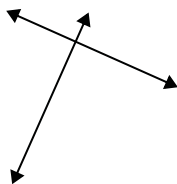
10.

**parallel**

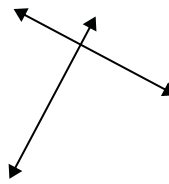
10)



11)



12)



11.

**perp & inter**

12.

**perp & inter**

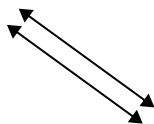
13.

**parallel**

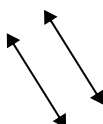
14.

**parallel**

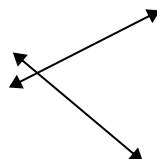
13)



14)



15)



15.

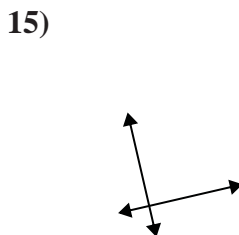
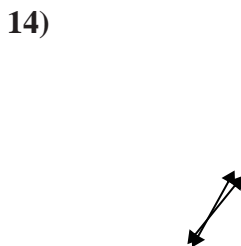
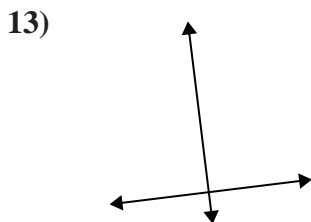
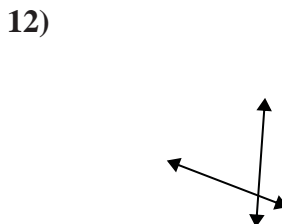
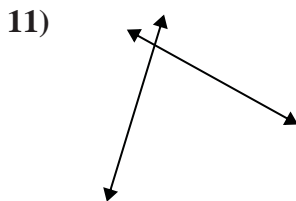
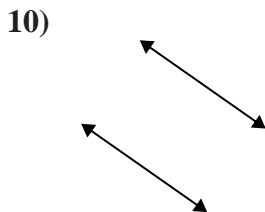
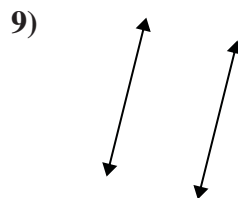
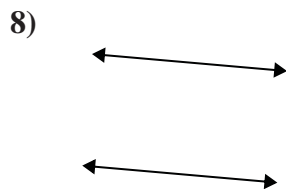
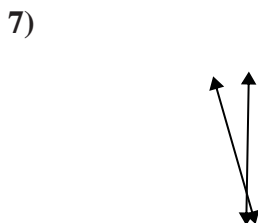
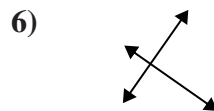
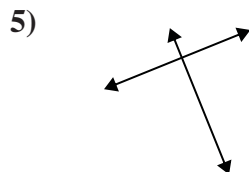
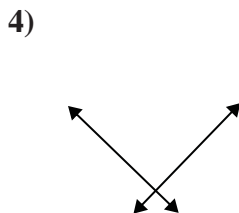
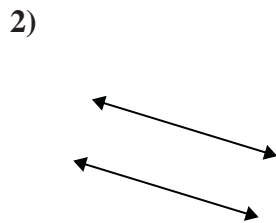
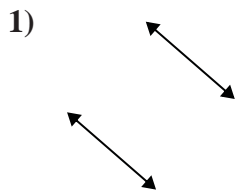
**inter**





Use 'parallel', 'perp'(perpendicular) or 'inter'(intersecting) to describe the lines.

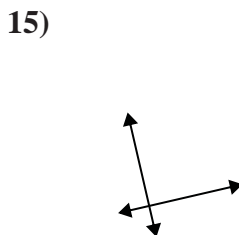
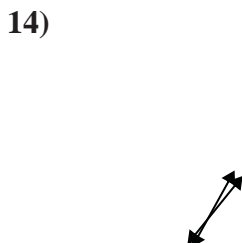
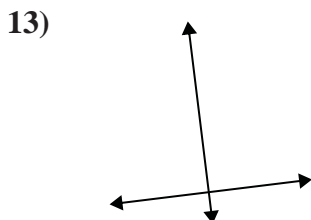
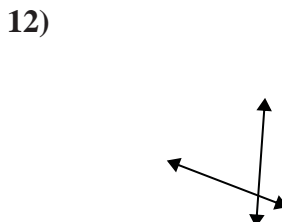
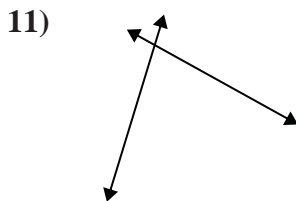
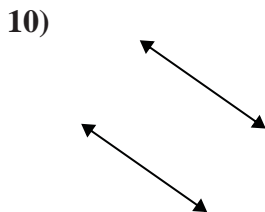
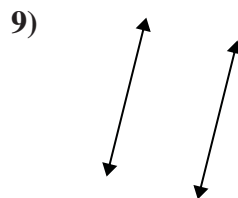
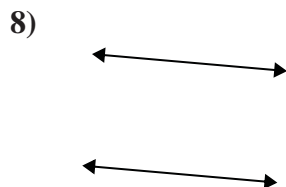
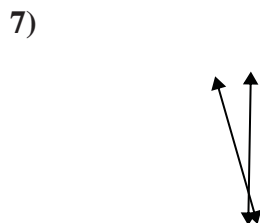
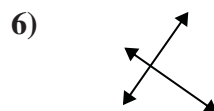
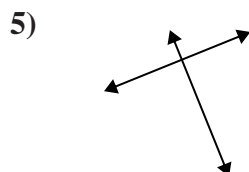
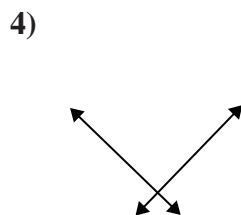
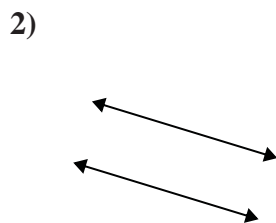
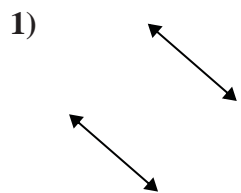
Answers



1. \_\_\_\_\_
2. \_\_\_\_\_
3. \_\_\_\_\_
4. \_\_\_\_\_
5. \_\_\_\_\_
6. \_\_\_\_\_
7. \_\_\_\_\_
8. \_\_\_\_\_
9. \_\_\_\_\_
10. \_\_\_\_\_
11. \_\_\_\_\_
12. \_\_\_\_\_
13. \_\_\_\_\_
14. \_\_\_\_\_
15. \_\_\_\_\_



Use 'parallel', 'perp'(perpendicular) or 'inter'(intersecting) to describe the lines.



Answers

1. parallel

2. parallel

3. inter

4. perp & inter

5. perp & inter

6. perp & inter

7. inter

8. parallel

9. parallel

10. parallel

11. inter

12. inter

13. perp & inter

14. inter

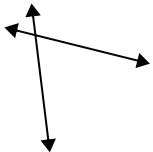
15. perp & inter



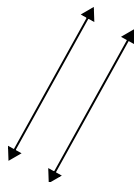
Use 'parallel', 'perp'(perpendicular) or 'inter'(intersecting) to describe the lines.

Answers

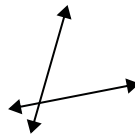
1)



2)



3)



1. \_\_\_\_\_

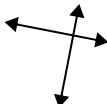
2. \_\_\_\_\_

3. \_\_\_\_\_

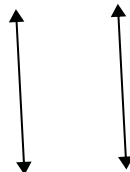
4)



5)



6)



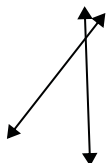
4. \_\_\_\_\_

5. \_\_\_\_\_

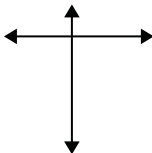
6. \_\_\_\_\_

7. \_\_\_\_\_

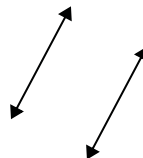
7)



8)



9)



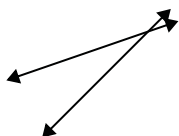
8. \_\_\_\_\_

9. \_\_\_\_\_

10. \_\_\_\_\_

11. \_\_\_\_\_

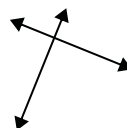
10)



11)



12)



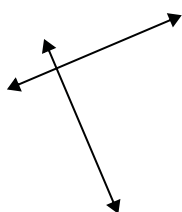
12. \_\_\_\_\_

13. \_\_\_\_\_

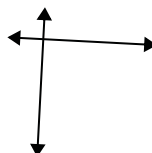
14. \_\_\_\_\_

15. \_\_\_\_\_



13)



14)



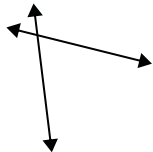
15)



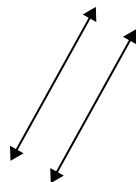


Use 'parallel', 'perp'(perpendicular) or 'inter'(intersecting) to describe the lines.

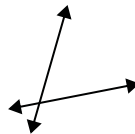
1)



2)



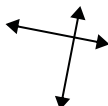
3)



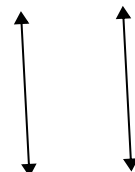
4)



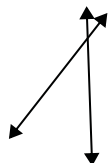
5)



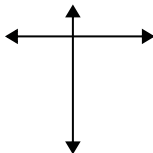
6)



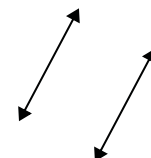
7)



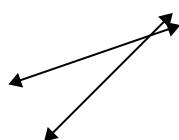
8)



9)



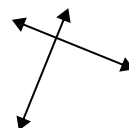
10)



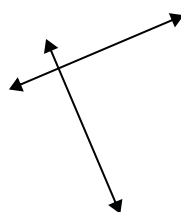
11)



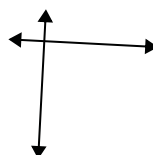
12)



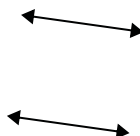
13)



14)



15)



Answers

1. inter

2. parallel

3. inter

4. inter

5. perp & inter

6. parallel

7. inter

8. perp & inter

9. parallel

10. inter

11. parallel

12. perp & inter

13. perp & inter

14. perp & inter

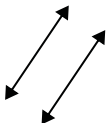
15. parallel



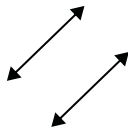
Use 'parallel', 'perp'(perpendicular) or 'inter'(intersecting) to describe the lines.

Answers

1)



2)

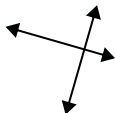


3)



1. \_\_\_\_\_

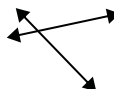
4)



5)



6)



2. \_\_\_\_\_

3. \_\_\_\_\_

4. \_\_\_\_\_

5. \_\_\_\_\_

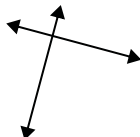
6. \_\_\_\_\_

7. \_\_\_\_\_

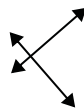
7)



8)



9)



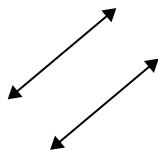
8. \_\_\_\_\_

9. \_\_\_\_\_

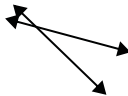
10. \_\_\_\_\_

11. \_\_\_\_\_

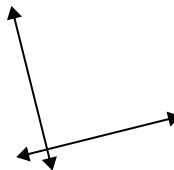
10)



11)



12)



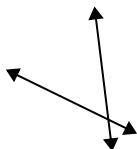
12. \_\_\_\_\_

13. \_\_\_\_\_

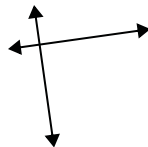
14. \_\_\_\_\_

15. \_\_\_\_\_

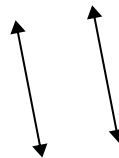
13)



14)



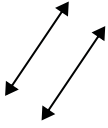
15)



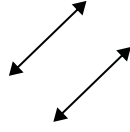


Use 'parallel', 'perp'(perpendicular) or 'inter'(intersecting) to describe the lines.

1)



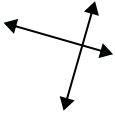
2)



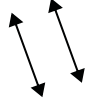
3)



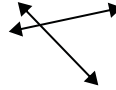
4)



5)



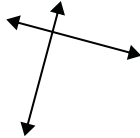
6)



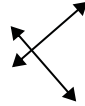
7)



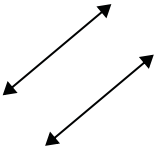
8)



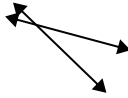
9)



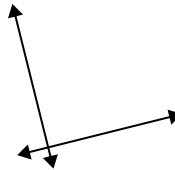
10)



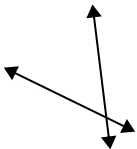
11)



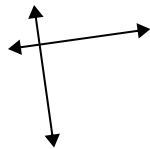
12)



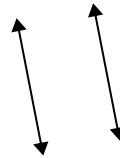
13)



14)



15)



Answers

1. parallel

2. parallel

3. inter

4. perp & inter

5. parallel

6. inter

7. inter

8. perp & inter

9. perp & inter

10. parallel

11. inter

12. perp & inter

13. inter

14. perp & inter

15. parallel



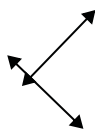
Use 'parallel', 'perp'(perpendicular) or 'inter'(intersecting) to describe the lines.

Answers

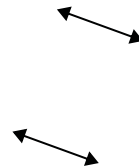
1)



2)



3)

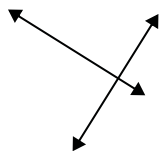


1. \_\_\_\_\_

2. \_\_\_\_\_

3. \_\_\_\_\_

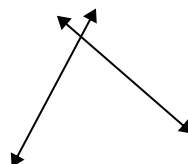
4)



5)



6)

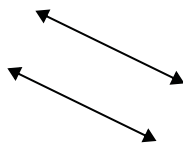


4. \_\_\_\_\_

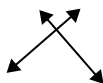
5. \_\_\_\_\_

6. \_\_\_\_\_

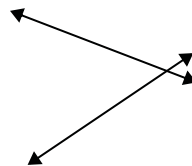
7)



8)



9)



7. \_\_\_\_\_

8. \_\_\_\_\_

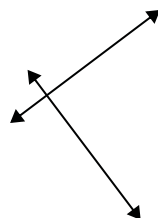
9. \_\_\_\_\_

10. \_\_\_\_\_

10)



11)



12)



11. \_\_\_\_\_

12. \_\_\_\_\_

13. \_\_\_\_\_

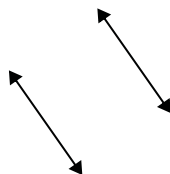
14. \_\_\_\_\_

15. \_\_\_\_\_

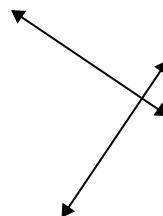
13)



14)



15)



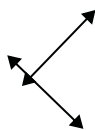


Use 'parallel', 'perp'(perpendicular) or 'inter'(intersecting) to describe the lines.

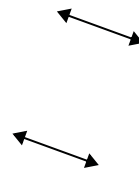
1)



2)



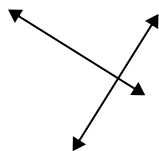
3)



1.

**inter**

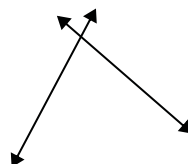
4)



5)



6)



2.

**perp & inter**

3.

**parallel**

4.

**perp & inter**

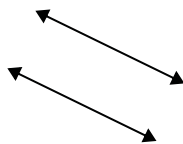
5.

**inter**

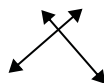
6.

**inter**

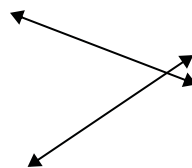
7)



8)



9)



7.

**parallel**


8.

**perp & inter**

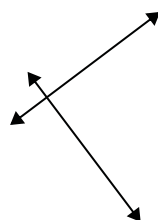
9.

**inter**

10)



11)



12)



10.

**parallel**

11.

**perp & inter**

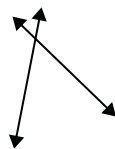
12.

**parallel**

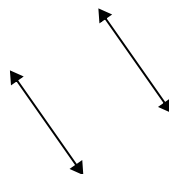
13.

**inter**

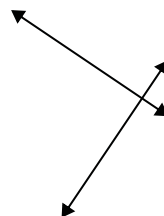
13)



14)



15)



14.

**parallel**

15.

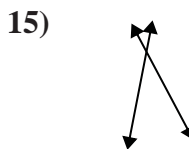
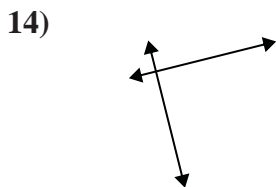
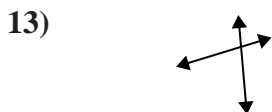
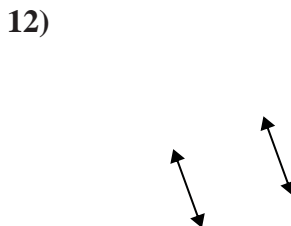
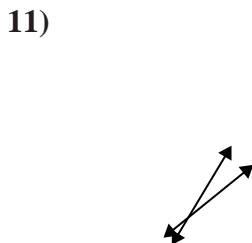
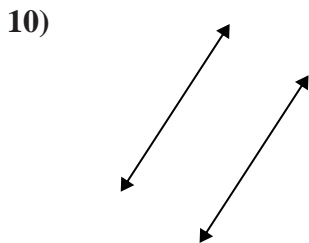
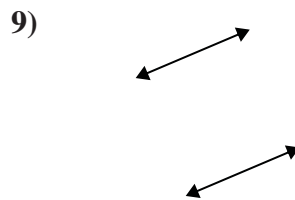
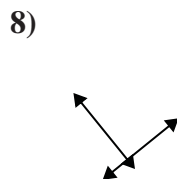
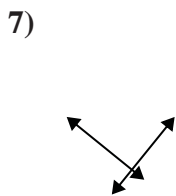
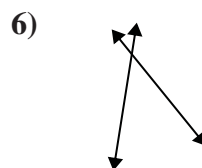
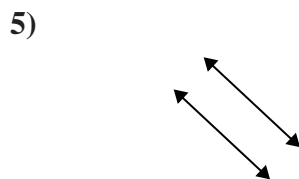
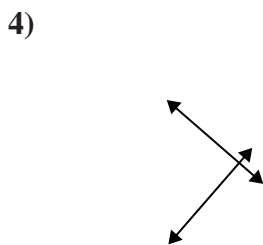
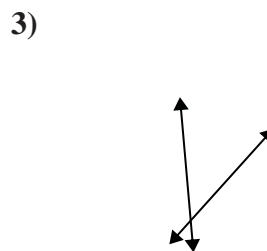
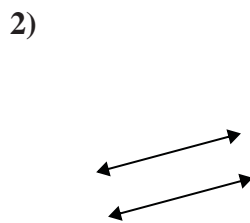
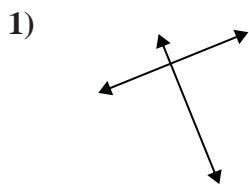
**perp & inter**





Use 'parallel', 'perp'(perpendicular) or 'inter'(intersecting) to describe the lines.

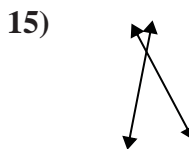
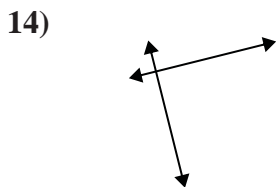
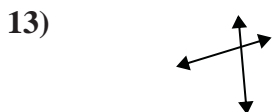
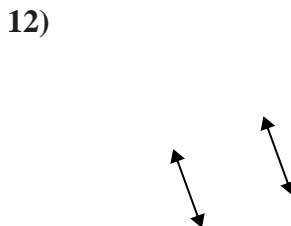
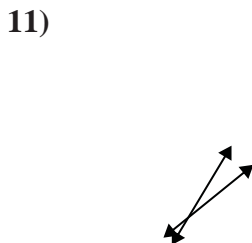
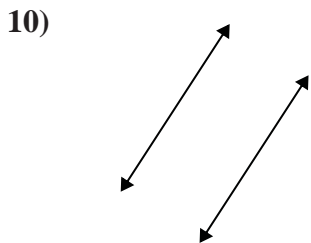
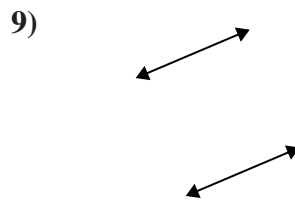
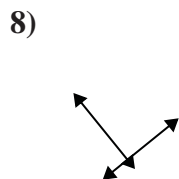
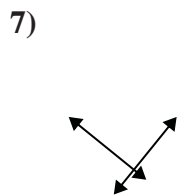
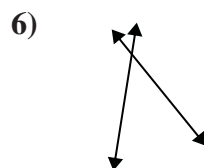
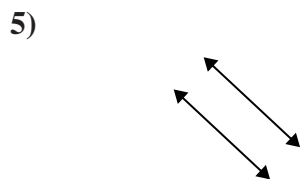
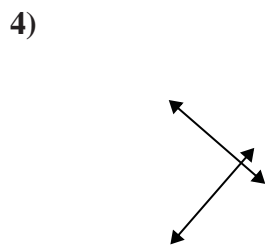
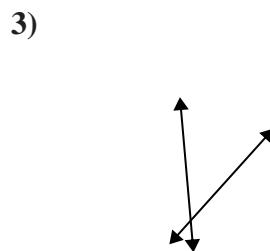
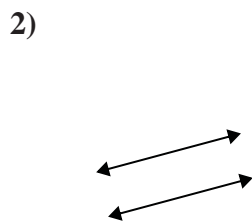
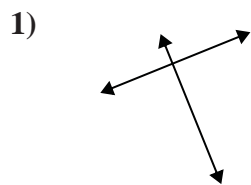
Answers



- 1. \_\_\_\_\_
- 2. \_\_\_\_\_
- 3. \_\_\_\_\_
- 4. \_\_\_\_\_
- 5. \_\_\_\_\_
- 6. \_\_\_\_\_
- 7. \_\_\_\_\_
- 8. \_\_\_\_\_
- 9. \_\_\_\_\_
- 10. \_\_\_\_\_
- 11. \_\_\_\_\_
- 12. \_\_\_\_\_
- 13. \_\_\_\_\_
- 14. \_\_\_\_\_
- 15. \_\_\_\_\_



Use 'parallel', 'perp'(perpendicular) or 'inter'(intersecting) to describe the lines.



Answers

1. perp & inter

2. parallel

3. inter

4. perp & inter

5. parallel

6. inter

7. perp & inter

8. perp & inter

9. parallel

10. parallel

11. inter

12. parallel

13. inter

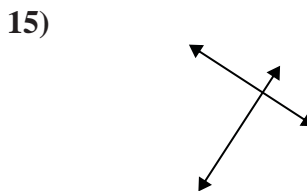
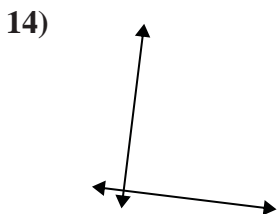
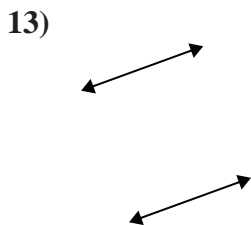
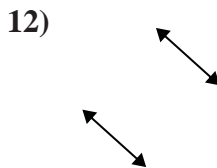
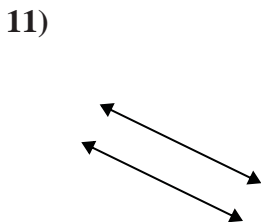
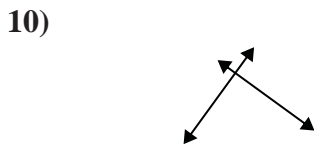
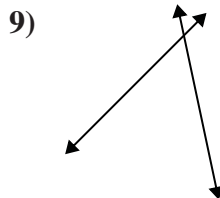
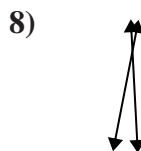
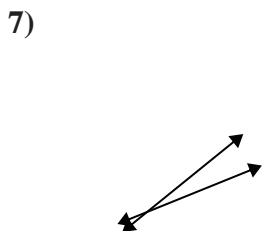
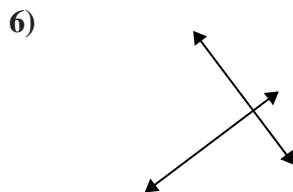
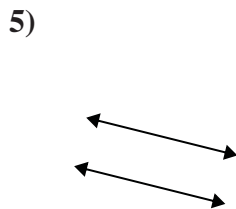
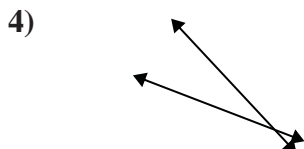
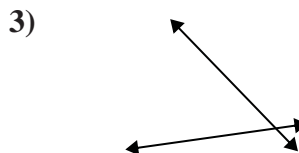
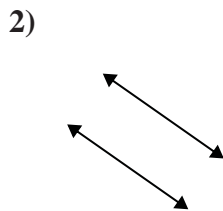
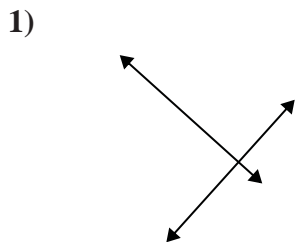
14. perp & inter

15. inter



Use 'parallel', 'perp'(perpendicular) or 'inter'(intersecting) to describe the lines.

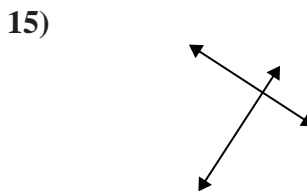
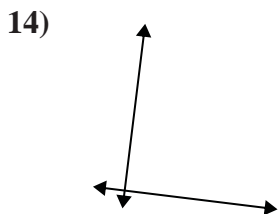
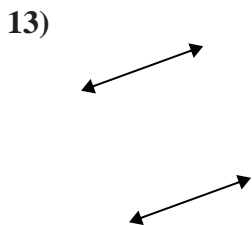
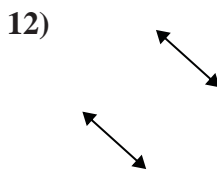
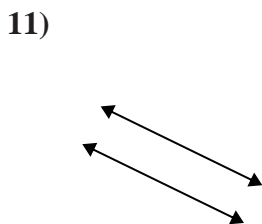
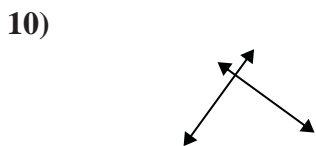
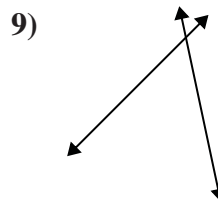
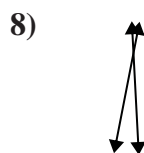
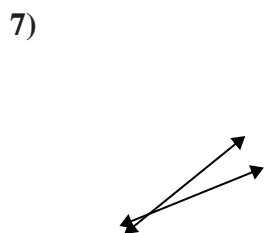
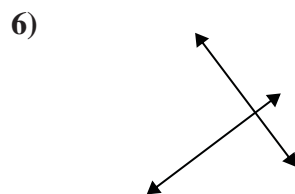
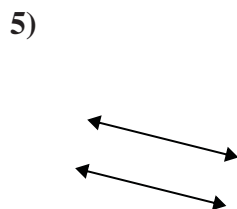
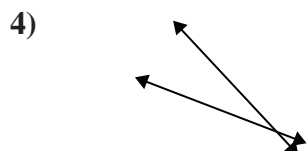
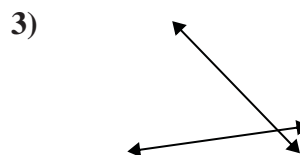
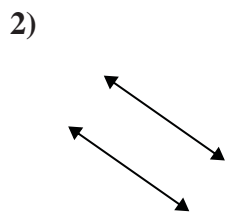
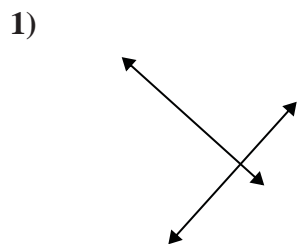
Answers



- 1. \_\_\_\_\_
- 2. \_\_\_\_\_
- 3. \_\_\_\_\_
- 4. \_\_\_\_\_
- 5. \_\_\_\_\_
- 6. \_\_\_\_\_
- 7. \_\_\_\_\_
- 8. \_\_\_\_\_
- 9. \_\_\_\_\_
- 10. \_\_\_\_\_
- 11. \_\_\_\_\_
- 12. \_\_\_\_\_
- 13. \_\_\_\_\_
- 14. \_\_\_\_\_
- 15. \_\_\_\_\_



Use 'parallel', 'perp'(perpendicular) or 'inter'(intersecting) to describe the lines.



Answers

1. perp & inter

2. parallel

3. inter

4. inter

5. parallel

6. perp & inter

7. inter

8. inter

9. inter

10. perp & inter

11. parallel

12. parallel

13. parallel

14. perp & inter

15. perp & inter