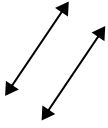




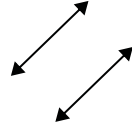
Use 'parallel', 'perp'(perpendicular) or 'inter'(intersecting) to describe the lines.

Answers

1)



2)

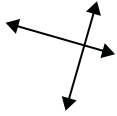


3)

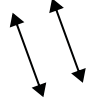


1. \_\_\_\_\_

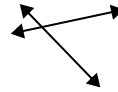
4)



5)



6)



2. \_\_\_\_\_

3. \_\_\_\_\_

4. \_\_\_\_\_

5. \_\_\_\_\_

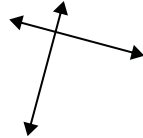
6. \_\_\_\_\_

7. \_\_\_\_\_

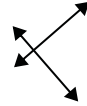
7)



8)



9)



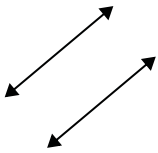
8. \_\_\_\_\_

9. \_\_\_\_\_

10. \_\_\_\_\_

11. \_\_\_\_\_

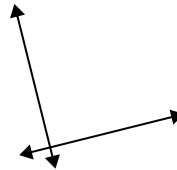
10)



11)



12)



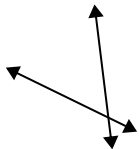
12. \_\_\_\_\_

13. \_\_\_\_\_

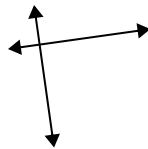
14. \_\_\_\_\_

15. \_\_\_\_\_

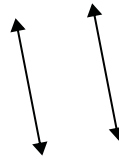
13)



14)



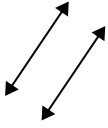
15)



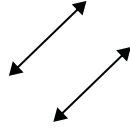


Use 'parallel', 'perp'(perpendicular) or 'inter'(intersecting) to describe the lines.

1)



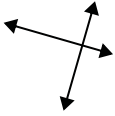
2)



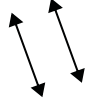
3)



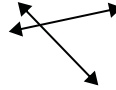
4)



5)



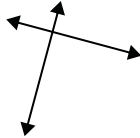
6)



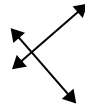
7)



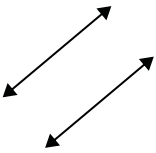
8)



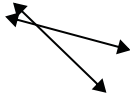
9)



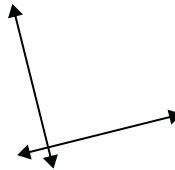
10)



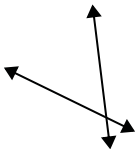
11)



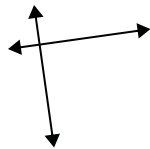
12)



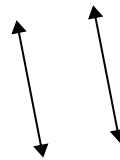
13)



14)



15)



Answers

1. parallel

2. parallel

3. inter

4. perp & inter

5. parallel

6. inter

7. inter

8. perp & inter

9. perp & inter

10. parallel

11. inter

12. perp & inter

13. inter

14. perp & inter

15. parallel