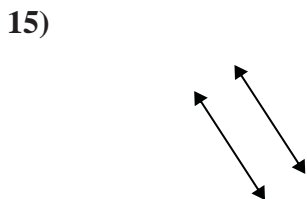
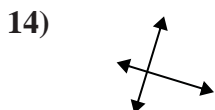
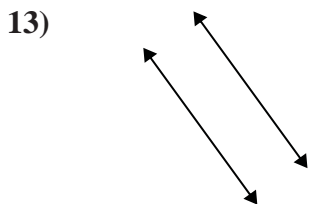
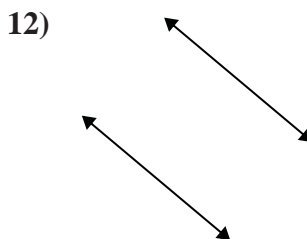
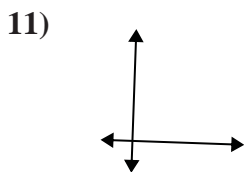
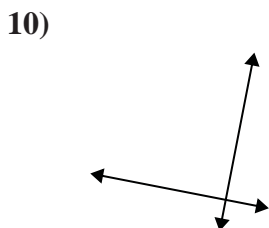
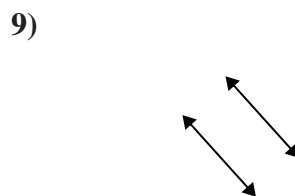
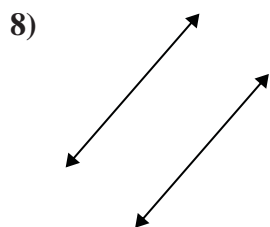
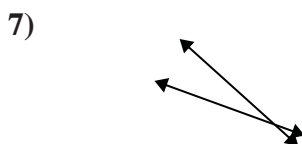
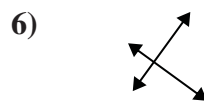
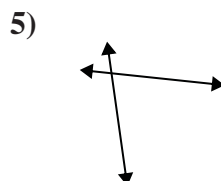
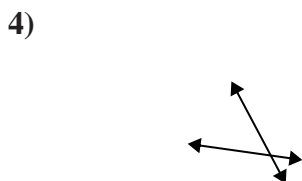
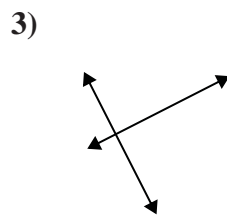
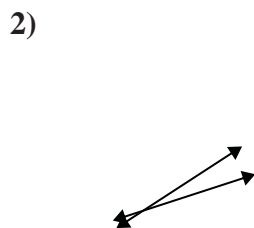
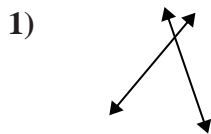




Use 'parallel', 'perp'(perpendicular) or 'inter'(intersecting) to describe the lines.

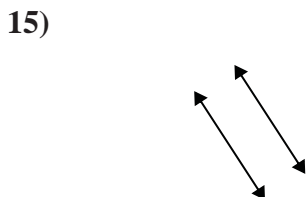
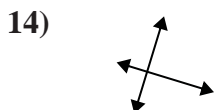
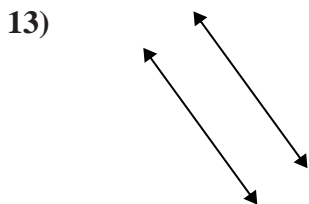
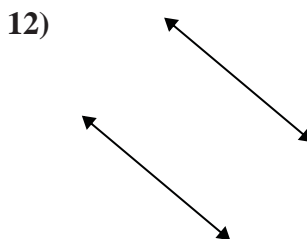
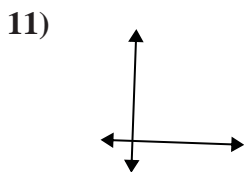
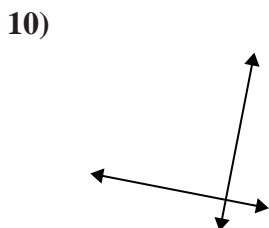
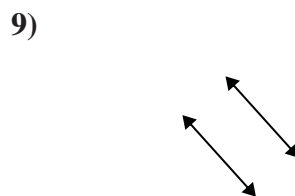
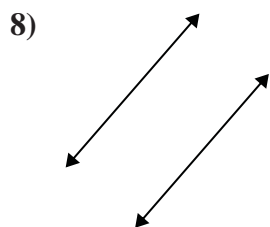
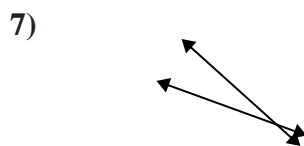
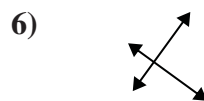
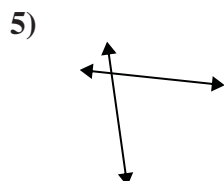
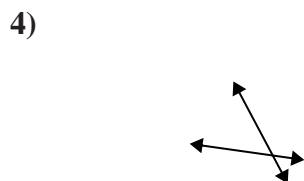
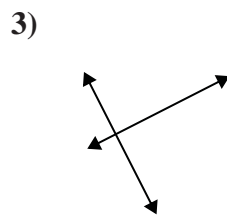
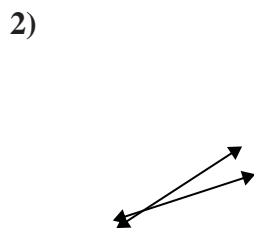
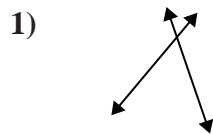
Answers



1. \_\_\_\_\_
2. \_\_\_\_\_
3. \_\_\_\_\_
4. \_\_\_\_\_
5. \_\_\_\_\_
6. \_\_\_\_\_
7. \_\_\_\_\_
8. \_\_\_\_\_
9. \_\_\_\_\_
10. \_\_\_\_\_
11. \_\_\_\_\_
12. \_\_\_\_\_
13. \_\_\_\_\_
14. \_\_\_\_\_
15. \_\_\_\_\_



Use 'parallel', 'perp'(perpendicular) or 'inter'(intersecting) to describe the lines.



Answers

1. inter

2. inter

3. perp & inter

4. inter

5. inter

6. perp & inter

7. inter

8. parallel

9. parallel

10. perp & inter

11. perp & inter

12. parallel

13. parallel

14. perp & inter

15. parallel