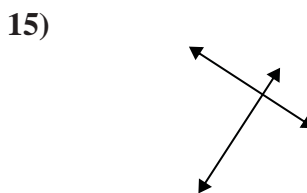
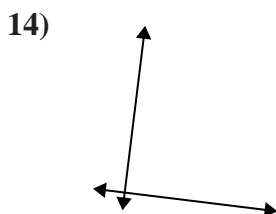
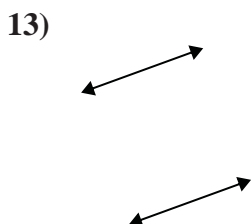
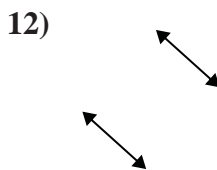
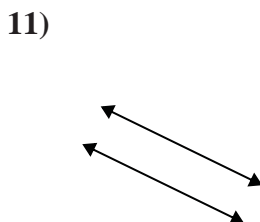
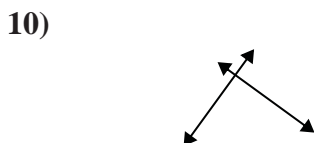
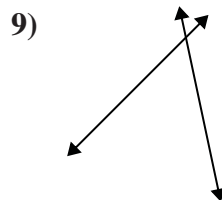
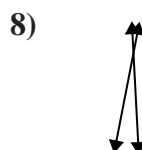
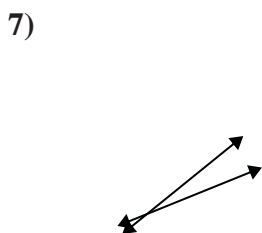
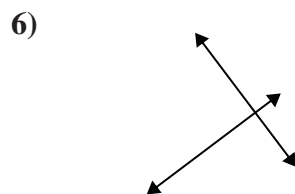
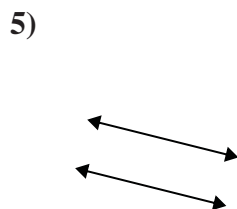
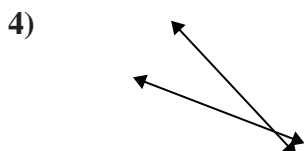
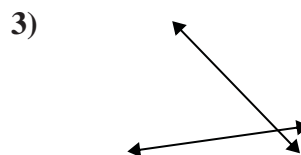
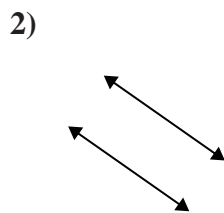
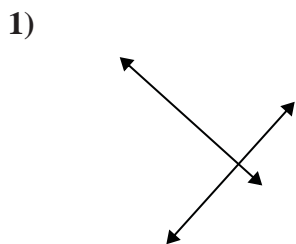




Use 'parallel', 'perp'(perpendicular) or 'inter'(intersecting) to describe the lines.

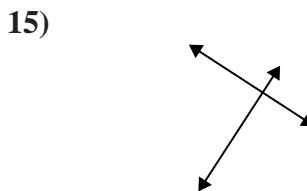
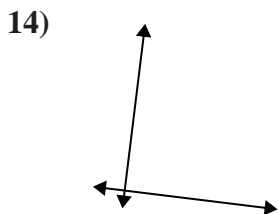
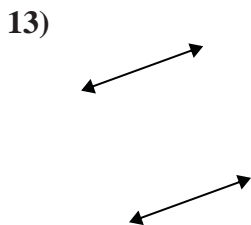
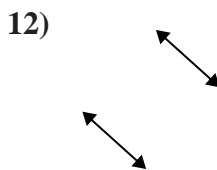
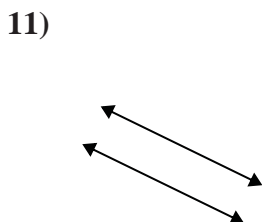
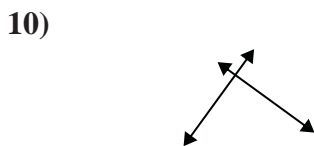
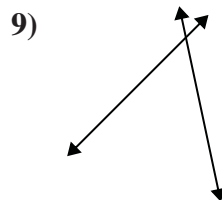
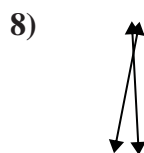
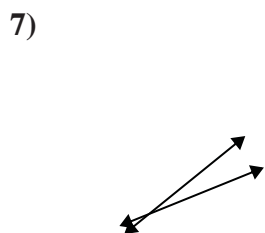
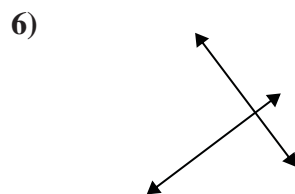
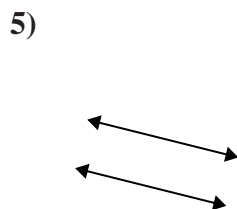
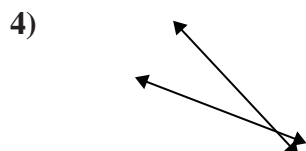
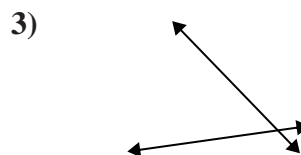
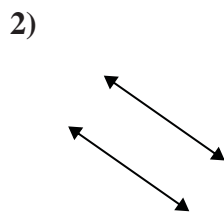
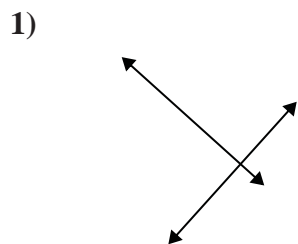
Answers



- 1. \_\_\_\_\_
- 2. \_\_\_\_\_
- 3. \_\_\_\_\_
- 4. \_\_\_\_\_
- 5. \_\_\_\_\_
- 6. \_\_\_\_\_
- 7. \_\_\_\_\_
- 8. \_\_\_\_\_
- 9. \_\_\_\_\_
- 10. \_\_\_\_\_
- 11. \_\_\_\_\_
- 12. \_\_\_\_\_
- 13. \_\_\_\_\_
- 14. \_\_\_\_\_
- 15. \_\_\_\_\_



Use 'parallel', 'perp'(perpendicular) or 'inter'(intersecting) to describe the lines.



Answers

1. perp & inter

2. parallel

3. inter

4. inter

5. parallel

6. perp & inter

7. inter

8. inter

9. inter

10. perp & inter

11. parallel

12. parallel

13. parallel

14. perp & inter

15. perp & inter