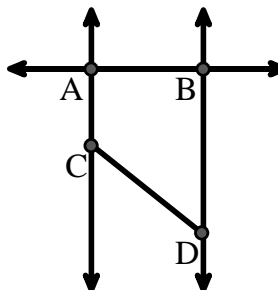




Answers

Use the graphic to the right to find the following (if possible):

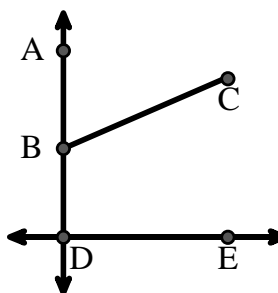
- 1) A Line _____
- 2) A Ray _____
- 3) A Segment _____
- 4) Parallel Lines _____
- 5) Perpendicular Lines _____
- 6) Intersecting Lines _____



- 1. _____
- 2. _____
- 3. _____
- 4. _____
- 5. _____
- 6. _____
- 7. _____
- 8. _____
- 9. _____
- 10. _____
- 11. _____
- 12. _____
- 13. _____
- 14. _____
- 15. _____


Use the graphic to the right to find the following (if possible):

- 7) Acute Angle _____
- 8) Obtuse Angle _____
- 9) Right Angle _____
- 10) Straight Angle _____



Use the dot matrix to draw the following:

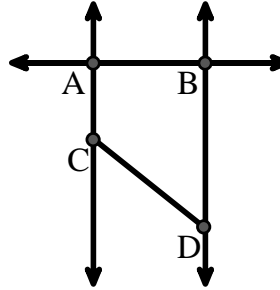
- 11) Segment \overline{AC}
- 12) Straight Angle $\angle ABC$
- 13) Segment \overleftrightarrow{BD} perpendicular to \overline{BC}
- 14) Segment \overleftrightarrow{CE} parallel to segment \overline{BD}
- 15) Line \overleftrightarrow{FG} parallel to angle $\angle ABC$





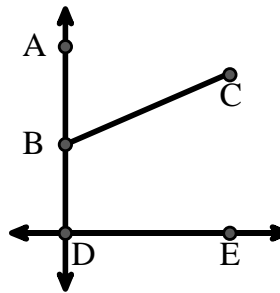
Use the graphic to the right to find the following (if possible):

- 1) A Line $\overleftrightarrow{AB}, \overleftrightarrow{AC}, \overleftrightarrow{BD}$
- 2) A Ray $\overrightarrow{AB}, \overrightarrow{BA}, \overrightarrow{BD}, \overrightarrow{DB}, \overrightarrow{AC}, \overrightarrow{CA}$
- 3) A Segment $\overline{CD}, \overline{AB}, \overline{AC}, \overline{BD}$
- 4) Parallel Lines $(\overleftrightarrow{AC} \& \overleftrightarrow{BD})$
- 5) Perpendicular Lines $(\overleftrightarrow{AC} \& \overleftrightarrow{AB}), (\overleftrightarrow{BD} \& \overleftrightarrow{AB})$
- 6) Intersecting Lines $(\overleftrightarrow{AC} \& \overleftrightarrow{AB}), (\overleftrightarrow{BD} \& \overleftrightarrow{AB})$



Use the graphic to the right to find the following (if possible):

- 7) Acute Angle $\angle ABC$
- 8) Obtuse Angle $\angle DBC$
- 9) Right Angle $\angle BDE$
- 10) Straight Angle $\angle ABD$



Answers

1. \overleftrightarrow{AB}
2. \overrightarrow{AB}
3. \overline{CD}
4. $(\overleftrightarrow{AC} \& \overleftrightarrow{BD})$
5. $(\overleftrightarrow{AC} \& \overleftrightarrow{AB})$
6. $(\overleftrightarrow{AC} \& \overleftrightarrow{AB})$
7. $\angle ABC$
8. $\angle DBC$
9. $\angle BDE$
10. $\angle ABD$
11. _____
12. _____
13. _____
14. _____
15. _____

Use the dot matrix to draw the following:

- 11) Segment \overline{AC}
- 12) Straight Angle $\angle ABC$
- 13) Segment \overleftrightarrow{BD} perpendicular to \overline{BC}
- 14) Segment \overleftrightarrow{CE} parallel to segment \overline{BD}
- 15) Line \overleftrightarrow{FG} parallel to angle $\angle ABC$

