
















Measure each of the bars (in centimeters) and then generate a line plot based on the information.

Answers

- 1) 
- 2) 
- 3) 
- 4) 
- 5) 
- 6) 
- 7) 
- 8) 
- 9) 
- 10) 
- 11) 
- 12) 
- 13) 
- 14) 
- 15) 

Line Plot

\_\_\_\_\_












- 1. \_\_\_\_\_
- 2. \_\_\_\_\_
- 3. \_\_\_\_\_
- 4. \_\_\_\_\_
- 5. \_\_\_\_\_
- 6. \_\_\_\_\_
- 7. \_\_\_\_\_
- 8. \_\_\_\_\_
- 9. \_\_\_\_\_
- 10. \_\_\_\_\_
- 11. \_\_\_\_\_
- 12. \_\_\_\_\_
- 13. \_\_\_\_\_
- 14. \_\_\_\_\_
- 15. \_\_\_\_\_
- 16. **Line Plot**
- 17. **Line Plot**
- 18. **Line Plot**
- 19. **Line Plot**
- 20. **Line Plot**

In		1		2		3		4		5		6		7				
Cm	1	2	3	4	5	6	7	8	9	10	11	12	13	14	15	16	17	18
In		1		2		3		4		5		6		7				
Cm	1	2	3	4	5	6	7	8	9	10	11	12	13	14	15	16	17	18
In		1		2		3		4		5		6		7				
Cm	1	2	3	4	5	6	7	8	9	10	11	12	13	14	15	16	17	18
In		1		2		3		4		5		6		7				
Cm	1	2	3	4	5	6	7	8	9	10	11	12	13	14	15	16	17	18
In		1		2		3		4		5		6		7				
Cm	1	2	3	4	5	6	7	8	9	10	11	12	13	14	15	16	17	18
In		1		2		3		4		5		6		7				
Cm	1	2	3	4	5	6	7	8	9	10	11	12	13	14	15	16	17	18
In		1		2		3		4		5		6		7				
Cm	1	2	3	4	5	6	7	8	9	10	11	12	13	14	15	16	17	18
In		1		2		3		4		5		6		7				
Cm	1	2	3	4	5	6	7	8	9	10	11	12	13	14	15	16	17	18
In		1		2		3		4		5		6		7				
Cm	1	2	3	4	5	6	7	8	9	10	11	12	13	14	15	16	17	18
In		1		2		3		4		5		6		7				
Cm	1	2	3	4	5	6	7	8	9	10	11	12	13	14	15	16	17	18
In		1		2		3		4		5		6		7				
Cm	1	2	3	4	5	6	7	8	9	10	11	12	13	14	15	16	17	18

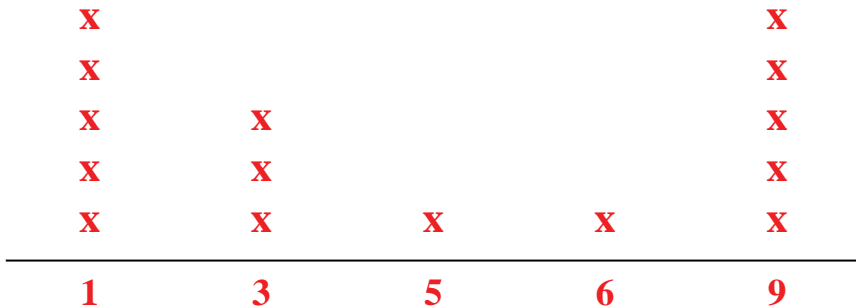


Measure each of the bars (in centimeters) and then generate a line plot based on the information.

Answers

- 1) 
- 2) 
- 3) 
- 4) 
- 5) 
- 6) 
- 7) 
- 8) 
- 9) 
- 10) 
- 11) 
- 12) 
- 13) 
- 14) 
- 15) 

Line Plot



- 1. 1
- 2. 5
- 3. 1
- 4. 1
- 5. 3
- 6. 6
- 7. 3
- 8. 9
- 9. 1
- 10. 3
- 11. 9
- 12. 9
- 13. 9
- 14. 1
- 15. 9
- 16. Line Plot
- 17. Line Plot
- 18. Line Plot
- 19. Line Plot
- 20. Line Plot