





Create and label the line plot using the set of numbers provided.


- 1)  $11\frac{1}{2}$     $9\frac{1}{2}$    10   11    $10\frac{1}{2}$    10    $11\frac{1}{2}$     $10\frac{1}{2}$   
 11    $11\frac{1}{2}$     $9\frac{1}{2}$    11   10    $10\frac{1}{2}$     $9\frac{1}{2}$    9




- 2)  $5\frac{1}{4}$     $6\frac{3}{4}$     $7\frac{1}{4}$     $7\frac{1}{4}$    7    $6\frac{3}{4}$    5    $7\frac{2}{4}$   
 $7\frac{3}{4}$     $6\frac{2}{4}$     $5\frac{2}{4}$     $7\frac{3}{4}$     $5\frac{2}{4}$     $6\frac{2}{4}$     $6\frac{2}{4}$     $6\frac{3}{4}$




- 3)  $4\frac{1}{2}$    6   4    $5\frac{1}{2}$     $4\frac{1}{2}$     $6\frac{1}{2}$     $6\frac{1}{2}$     $4\frac{1}{2}$   
 4   4   6    $5\frac{1}{2}$    6    $5\frac{1}{2}$    5    $6\frac{1}{2}$



- 4)  $9\frac{5}{8}$     $7\frac{2}{8}$     $8\frac{6}{8}$     $9\frac{7}{8}$     $7\frac{5}{8}$     $9\frac{3}{8}$    9    $9\frac{4}{8}$   
 $9\frac{4}{8}$     $7\frac{3}{8}$     $7\frac{6}{8}$     $7\frac{4}{8}$     $9\frac{1}{8}$    7    $7\frac{4}{8}$     $7\frac{4}{8}$



- 5)  $8\frac{1}{4}$     $8\frac{2}{4}$    8    $8\frac{3}{4}$     $9\frac{2}{4}$     $8\frac{1}{4}$     $9\frac{3}{4}$    9  
 $10\frac{2}{4}$     $8\frac{3}{4}$     $10\frac{1}{4}$     $8\frac{3}{4}$     $10\frac{3}{4}$    8   9    $10\frac{1}{4}$





Create and label the line plot using the set of numbers provided.

