





Create and label the line plot using the set of numbers provided.


- 1)      4            3            3            3             $5\frac{1}{2}$       5             $4\frac{1}{2}$        $4\frac{1}{2}$   
           $3\frac{1}{2}$        $4\frac{1}{2}$        $3\frac{1}{2}$       4            4            5            5             $5\frac{1}{2}$




- 2)      11       $10\frac{5}{8}$        $11\frac{5}{8}$        $11\frac{3}{8}$        $11\frac{7}{8}$        $9\frac{6}{8}$        $10\frac{3}{8}$        $11\frac{1}{8}$   
          11       $11\frac{3}{8}$        $9\frac{5}{8}$        $9\frac{7}{8}$       9             $10\frac{3}{8}$       9             $10\frac{2}{8}$




- 3)      7             $6\frac{3}{4}$       6             $5\frac{3}{4}$        $7\frac{3}{4}$        $6\frac{1}{4}$       7            5  
          5             $7\frac{3}{4}$       7            6             $5\frac{3}{4}$        $5\frac{3}{4}$        $7\frac{2}{4}$        $6\frac{2}{4}$



- 4)       $10\frac{3}{8}$       10             $11\frac{2}{8}$        $9\frac{6}{8}$        $9\frac{6}{8}$        $10\frac{2}{8}$        $9\frac{5}{8}$        $10\frac{1}{8}$   
           $11\frac{1}{8}$        $9\frac{4}{8}$        $9\frac{2}{8}$        $11\frac{7}{8}$        $10\frac{2}{8}$        $9\frac{3}{8}$       9             $9\frac{4}{8}$



- 5)      9            8             $9\frac{1}{2}$       7             $9\frac{1}{2}$        $7\frac{1}{2}$       9             $7\frac{1}{2}$   
           $8\frac{1}{2}$       7            8             $8\frac{1}{2}$       9            7             $9\frac{1}{2}$        $8\frac{1}{2}$





Create and label the line plot using the set of numbers provided.

