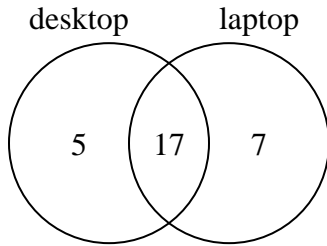




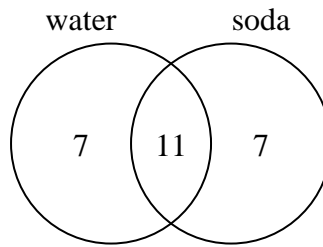
Use the diagram to solve each problem.

- 1) The diagram below shows the types of computers students owned.



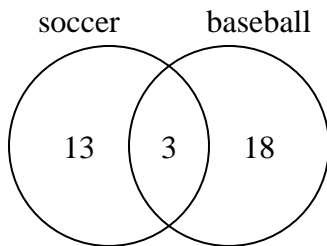
How many students owned a desktop computer?

- 2) The diagram below shows the drinks people consumed at the football game.



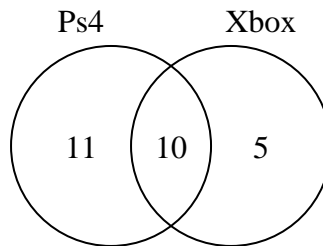
How many people drank only water?

- 3) The diagram below shows the sports people watched.



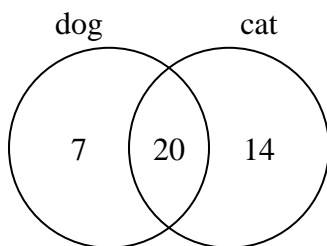
How many people only watched baseball?

- 4) The diagram below shows the game consoles students owned.



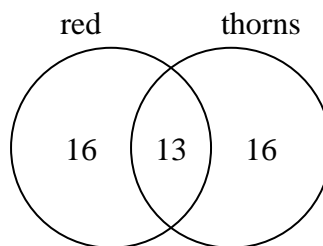
How many people owned both a Ps4 and a Xbox?

- 5) The diagram below shows the pets students in a class owned.



How many people had a dog?

- 6) The diagram below shows the attributes of flowers in a flower shop.



How many flowers were only red?

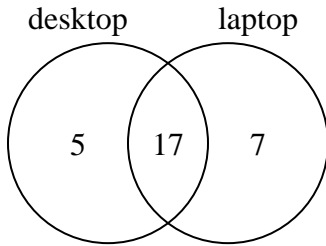
Answers

- 1. _____
- 2. _____
- 3. _____
- 4. _____
- 5. _____
- 6. _____



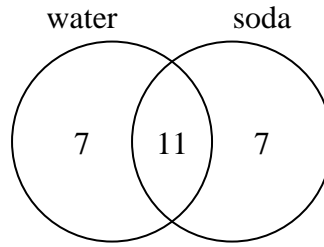
Use the diagram to solve each problem.

- 1) The diagram below shows the types of computers students owned.



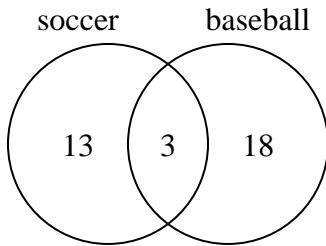
How many students owned a desktop computer?

- 2) The diagram below shows the drinks people consumed at the football game.



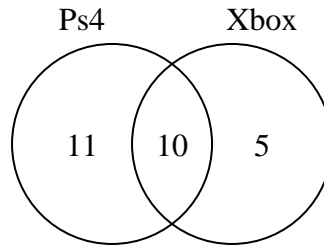
How many people drank only water?

- 3) The diagram below shows the sports people watched.



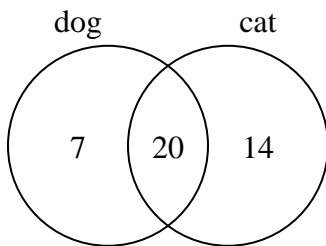
How many people only watched baseball?

- 4) The diagram below shows the game consoles students owned.



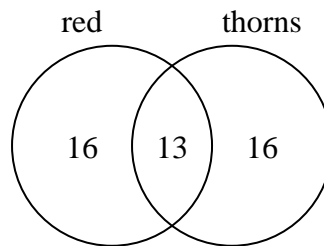
How many people owned both a Ps4 and a Xbox?

- 5) The diagram below shows the pets students in a class owned.



How many people had a dog?

- 6) The diagram below shows the attributes of flowers in a flower shop.



How many flowers were only red?

Answers

- 1. 22
- 2. 7
- 3. 18
- 4. 10
- 5. 27
- 6. 16