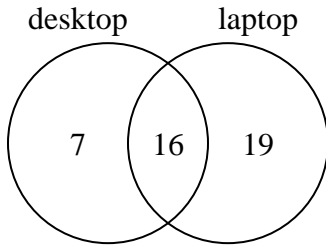




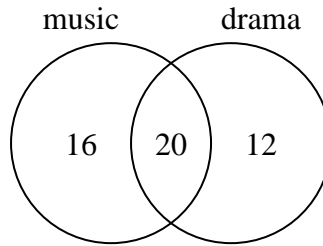
Use the diagram to solve each problem.

- 1) The diagram below shows the types of computers students owned.



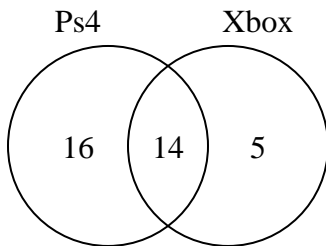
How many students owned a desktop computer?

- 2) The diagram below shows the classes students are taking.



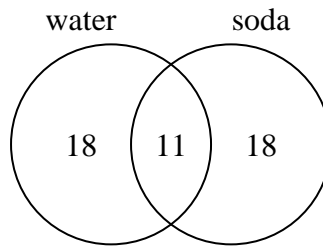
How many students are taking only drama?

- 3) The diagram below shows the game consoles students owned.



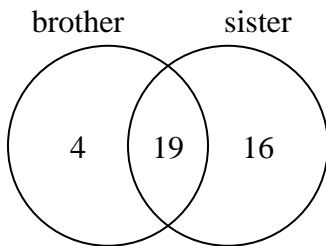
How many people owned a Ps4?

- 4) The diagram below shows the drinks people consumed at the football game.



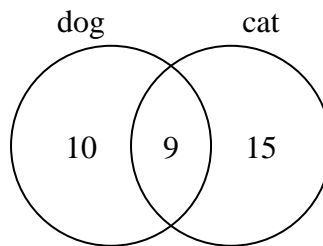
How many people drank water?

- 5) The diagram below shows the gender of students siblings.



How many students did not have both a brother and a sister?

- 6) The diagram below shows the pets students in a class owned.



How many people had only a cat?

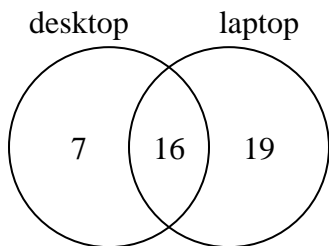
Answers

1. _____
2. _____
3. _____
4. _____
5. _____
6. _____



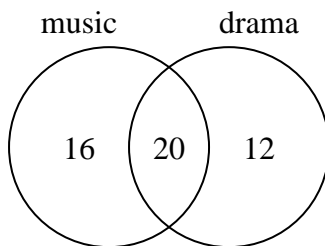
Use the diagram to solve each problem.

- 1) The diagram below shows the types of computers students owned.



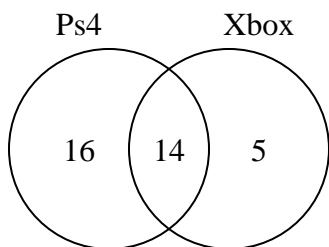
How many students owned a desktop computer?

- 2) The diagram below shows the classes students are taking.



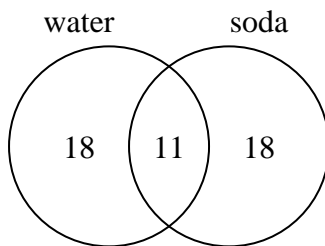
How many students are taking only drama?

- 3) The diagram below shows the game consoles students owned.



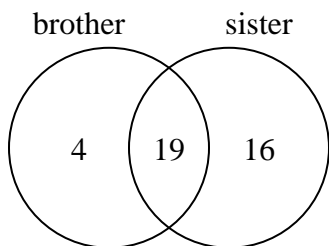
How many people owned a Ps4?

- 4) The diagram below shows the drinks people consumed at the football game.



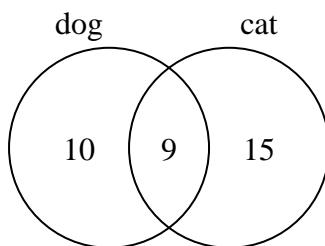
How many people drank water?

- 5) The diagram below shows the gender of students siblings.



How many students did not have both a brother and a sister?

- 6) The diagram below shows the pets students in a class owned.



How many people had only a cat?

Answers

1. 23
 2. 12
 3. 30
 4. 29
 5. 20
 6. 15