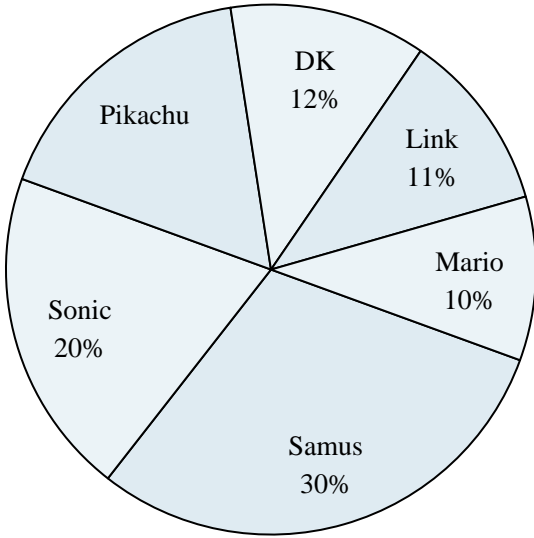




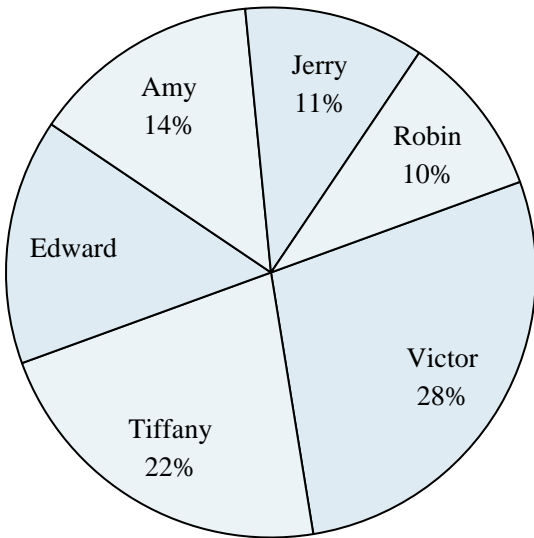
Use the graph to solve.

**Favorite Game Character**



- 1) Which character was the most popular?
- 2) What percent of people said Samus was their favorite?
- 3) Which character was the least popular?
- 4) Which two characters did about half the people say was their favorite?
- 5) What percent of people said either Pikachu or DK was their favorite?

**Class Election Results**



- 6) Who got the least number of votes?
- 7) Who won the election?
- 8) What percent of people voted for either Robin or Tiffany?
- 9) Which two candidates had about half the votes?
- 10) What percent of people voted for Jerry?

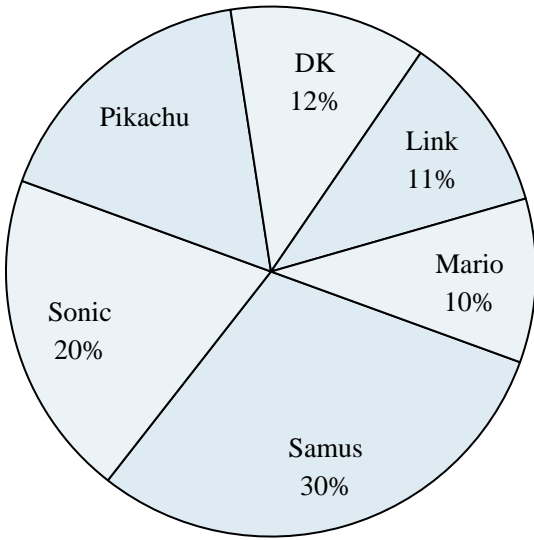
**Answers**

1. \_\_\_\_\_
2. \_\_\_\_\_
3. \_\_\_\_\_
4. \_\_\_\_\_
5. \_\_\_\_\_
6. \_\_\_\_\_
7. \_\_\_\_\_
8. \_\_\_\_\_
9. \_\_\_\_\_
10. \_\_\_\_\_



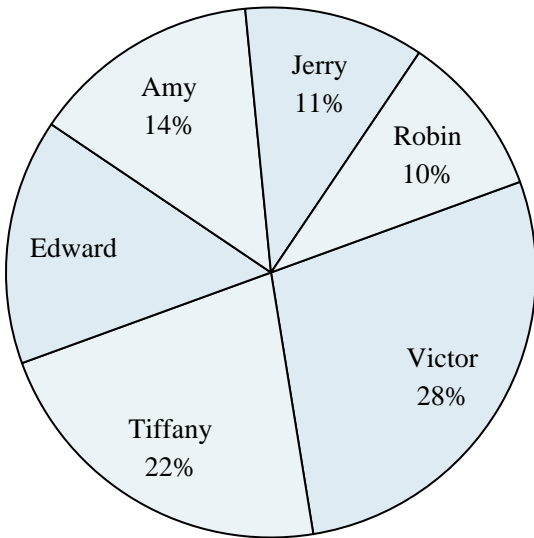
Use the graph to solve.

**Favorite Game Character**



- 1) Which character was the most popular?
- 2) What percent of people said Samus was their favorite?
- 3) Which character was the least popular?
- 4) Which two characters did about half the people say was their favorite?
- 5) What percent of people said either Pikachu or DK was their favorite?

**Class Election Results**



- 6) Who got the least number of votes?
- 7) Who won the election?
- 8) What percent of people voted for either Robin or Tiffany?
- 9) Which two candidates had about half the votes?
- 10) What percent of people voted for Jerry?

Answers

1. Samus
2. 30%
3. Mario
4. Samus & Sonic
5. 29%
6. Robin
7. Victor
8. 32%
9. Victor & Tiffany
10. 11%