




Measure each ITEM tip to tip then place your results in the line plot.

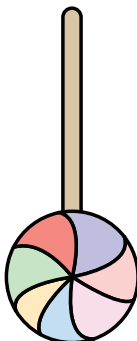
Ex)



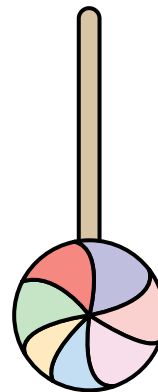
1)



2)



3)



Answers

Ex. $\frac{3}{4}$

1. _____

2. _____

3. _____

4. _____

5. _____

6. _____

7. _____

8. _____

9. _____


10. _____

11. _____

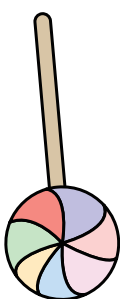
4)



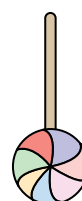
5)




6)



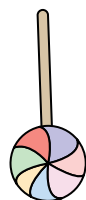
7)



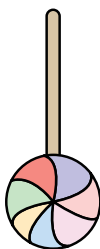
8)



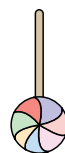
9)



10)



11)



Line Plot

$\frac{1}{4}$

$\frac{1}{2}$

$\frac{3}{4}$

1

$1\frac{1}{4}$

$1\frac{1}{2}$

$1\frac{3}{4}$

2

