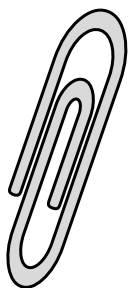


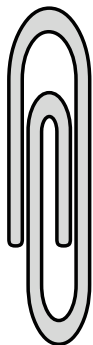


Measure each ITEM tip to tip then place your results in the line plot.


Ex)



1)




2)



3)



4)



5)



6)




7)



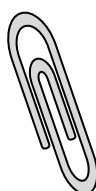
8)



9)



10)



11)



Answers

Ex. $1\frac{1}{2}$

1. _____

2. _____

3. _____

4. _____

5. _____

6. _____

7. _____

8. _____

9. _____

10. _____

11. _____

Line Plot

$\frac{1}{4}$ $\frac{1}{2}$ $\frac{3}{4}$ 1 $1\frac{1}{4}$ $1\frac{1}{2}$ $1\frac{3}{4}$ 2

