Measuring and Showing Data Name:

Measure each ITEM tip to tip then place your results in the line plot.

Ex)

1)

2) 

3) 

4)

5) 

6) 

7)

8) 

9)

10)

11)

Line Plot

$\frac{1}{4}$	$\frac{1}{2}$	$\frac{3}{4}$	1	$1\frac{1}{4}$	$1\frac{1}{2}$	$1\frac{3}{4}$	2

Answers

Ex. $\frac{1}{4}$

1. _____
2. _____
3. _____
4. _____
5. _____
6. _____
7. _____
8. _____
9. _____
10. _____
11. _____

1-10	91	82	73	64	55	45	36	27	18	9
11	0									

Measuring and Showing Data

Name: **Answer Key**

Measure each ITEM tip to tip then place your results in the line plot.

Ex)

1)

2) 

3) 

4)

5) 

6) 

7)

8) 

9)

10)

11)

Line Plot

	X		X	X			X
X	X	X	X	X	X	X	X
¼	½	¾	1	1 ¼	1 ½	1 ¾	2

Answers

Ex.	¼
1.	1
2.	1 ½
3.	1 ¼
4.	¾
5.	2
6.	1 ¾
7.	½
8.	2
9.	1
10.	½
11.	1 ¼

1-10	91	82	73	64	55	45	36	27	18	9
11	0									