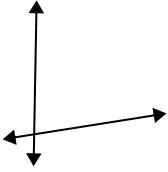




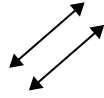
Use 'parallel', 'perp'(perpendicular) or 'inter'(intersecting) to describe the lines.

Answers

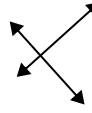
1)



2)



3)



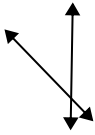
1. _____

2. _____

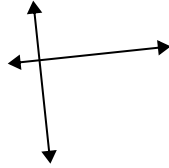
3. _____

4. _____

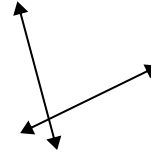
4)



5)



6)



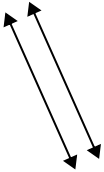
5. _____

6. _____

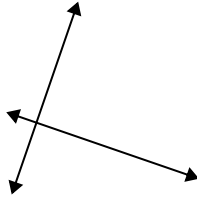
7. _____

8. _____

7)



8)



9)



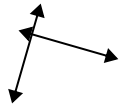
9. _____

10. _____

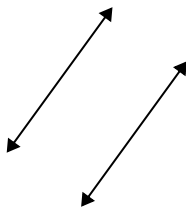
11. _____

12. _____

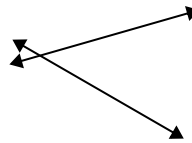
10)



11)



12)

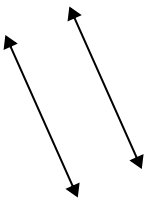


13. _____

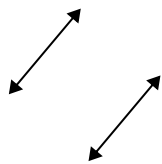
14. _____

15. _____

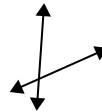
13)



14)



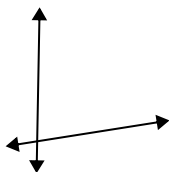
15)



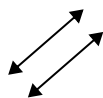


Use 'parallel', 'perp'(perpendicular) or 'inter'(intersecting) to describe the lines.

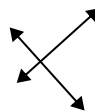
1)



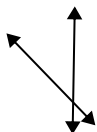
2)



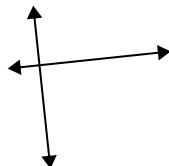
3)



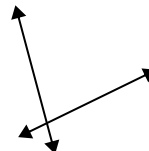
4)



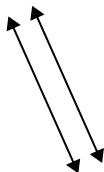
5)



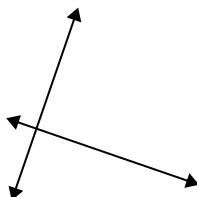
6)



7)



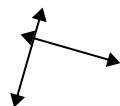
8)



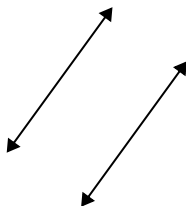
9)



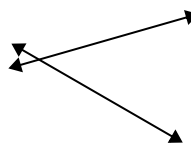
10)



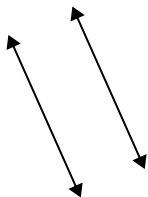
11)



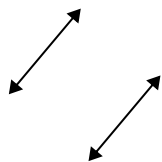
12)



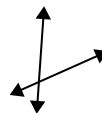
13)



14)



15)



Answers

1. inter

2. parallel

3. perp & inter

4. inter

5. perp & inter

6. inter

7. parallel

8. perp & inter

9. perp & inter

10. perp & inter

11. parallel

12. inter

13. parallel

14. parallel

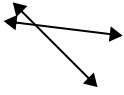
15. inter



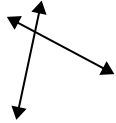
Use 'parallel', 'perp'(perpendicular) or 'inter'(intersecting) to describe the lines.

Answers

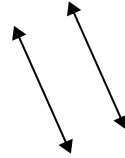
1)



2)



3)

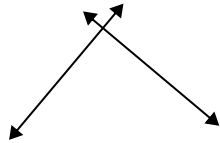


1. _____

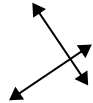
2. _____

3. _____

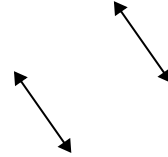
4)



5)



6)



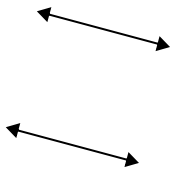
4. _____

5. _____

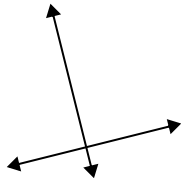
6. _____

7. _____

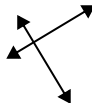
7)



8)



9)



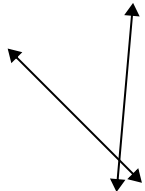
8. _____

9. _____

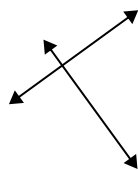
10. _____

11. _____

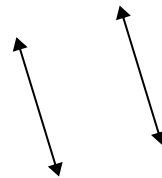
10)



11)



12)



12. _____

13. _____

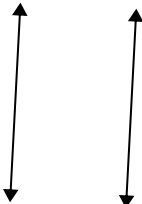
14. _____

15. _____

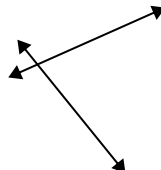
13)



14)

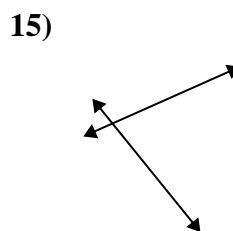
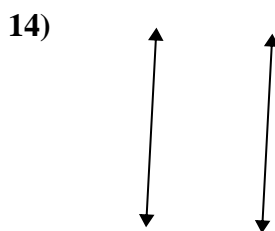
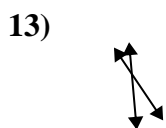
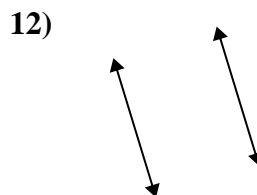
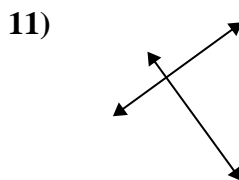
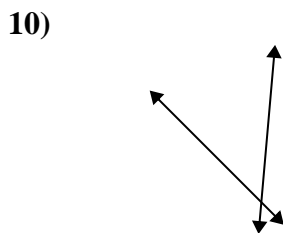
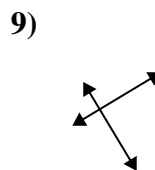
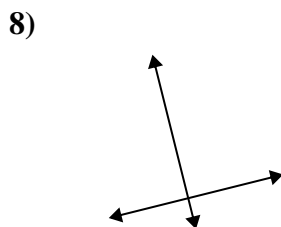
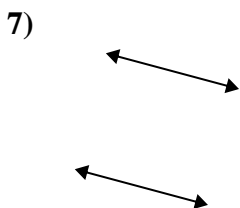
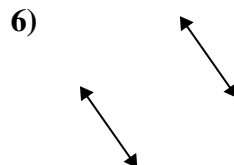
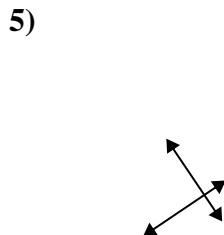
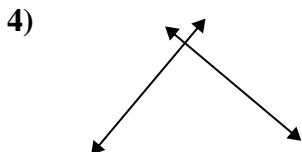
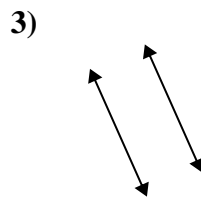
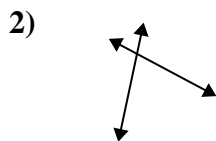
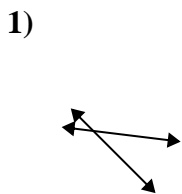


15)





Use 'parallel', 'perp'(perpendicular) or 'inter'(intersecting) to describe the lines.



Answers

1. inter

2. inter

3. parallel

4. perp & inter

5. perp & inter

6. parallel

7. parallel

8. perp & inter

9. perp & inter

10. inter

11. perp & inter

12. parallel

13. inter

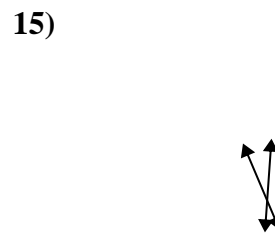
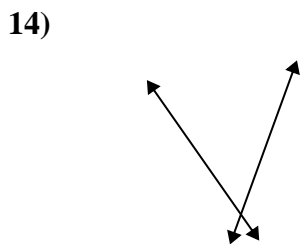
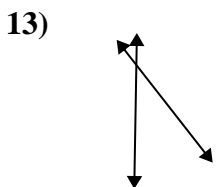
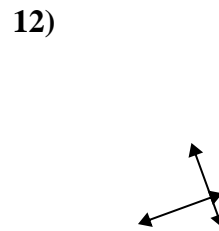
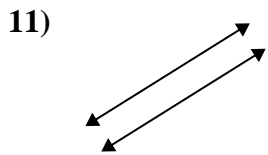
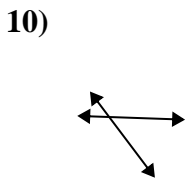
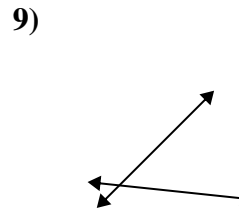
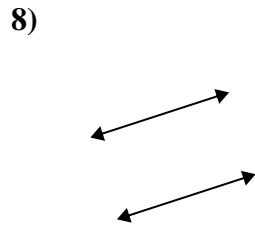
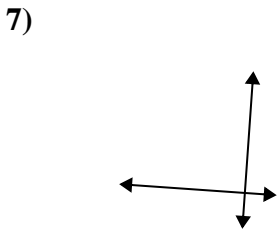
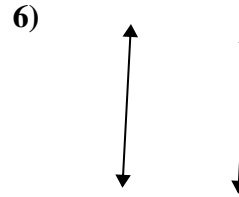
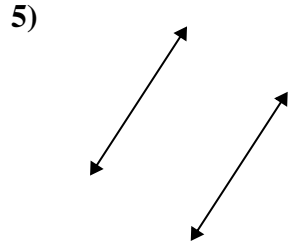
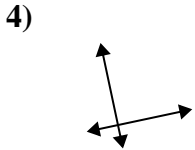
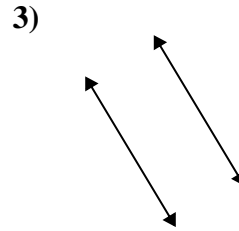
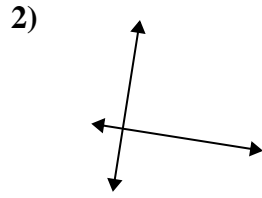
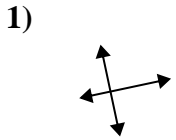
14. parallel

15. inter



Use 'parallel', 'perp'(perpendicular) or 'inter'(intersecting) to describe the lines.


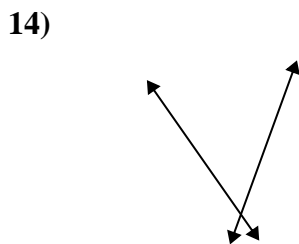
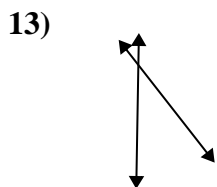
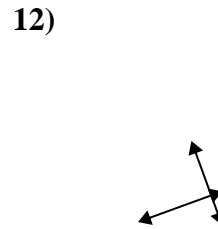
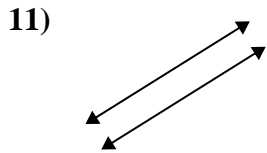
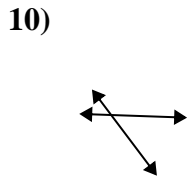
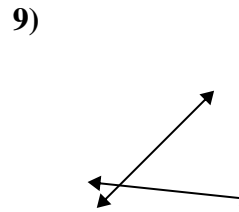
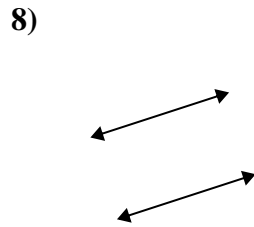
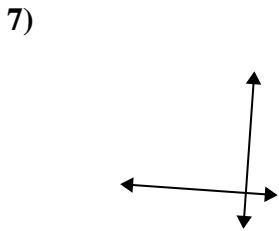
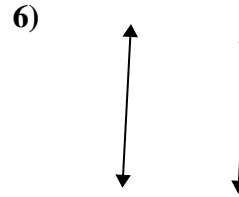
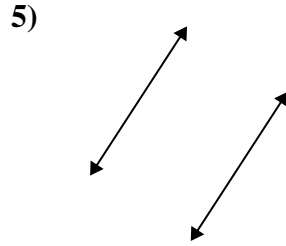
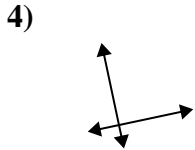
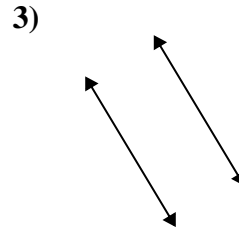
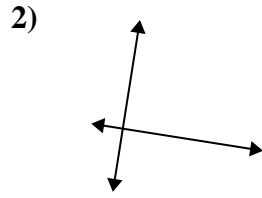
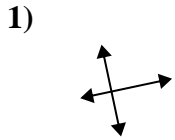
Answers



1. _____
2. _____
3. _____
4. _____
5. _____
6. _____
7. _____
8. _____
9. _____
10. _____
11. _____
12. _____
13. _____
14. _____
15. _____



Use 'parallel', 'perp'(perpendicular) or 'inter'(intersecting) to describe the lines.



Answers

1. perp & inter

2. perp & inter

3. parallel

4. perp & inter

5. parallel

6. parallel

7. perp & inter

8. parallel

9. inter

10. inter

11. parallel

12. perp & inter

13. inter

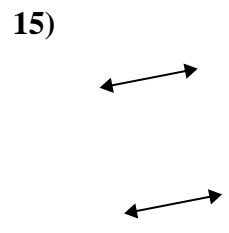
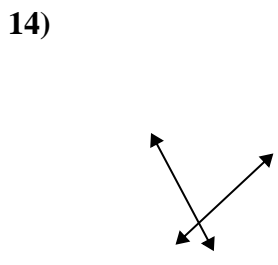
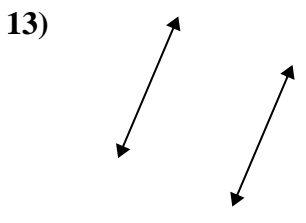
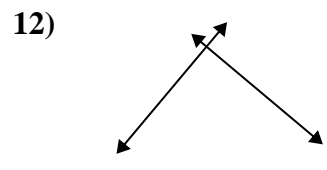
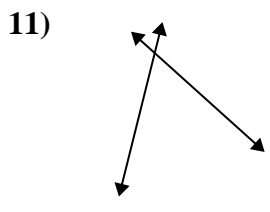
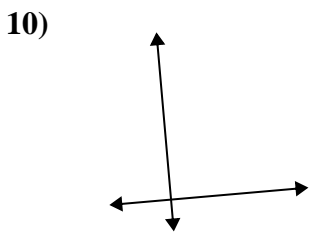
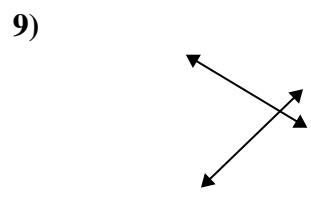
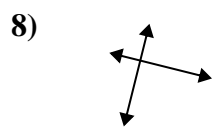
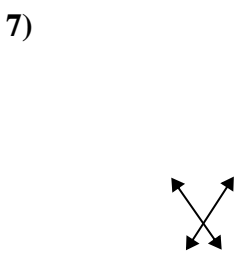
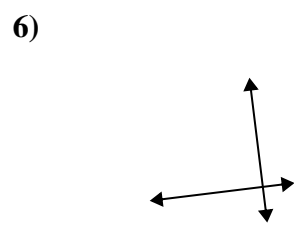
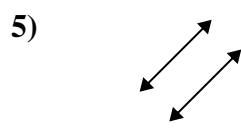
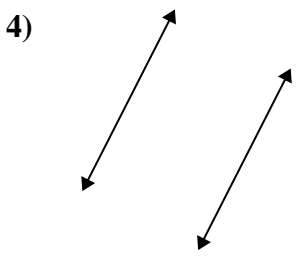
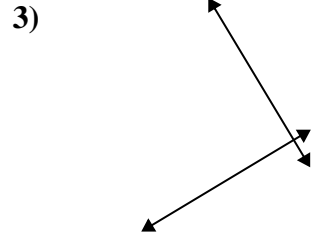
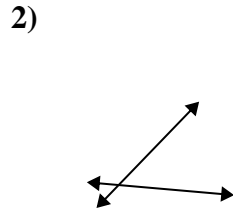
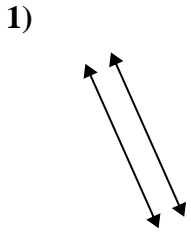
14. inter

15. inter



Use 'parallel', 'perp'(perpendicular) or 'inter'(intersecting) to describe the lines.

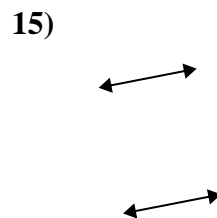
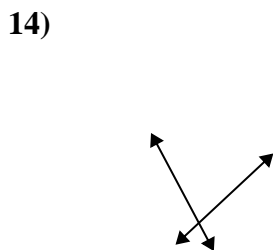
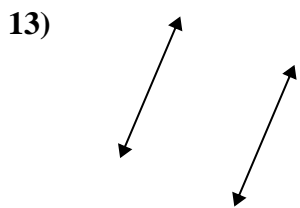
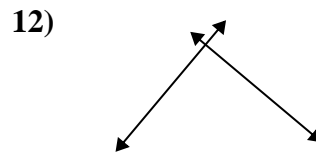
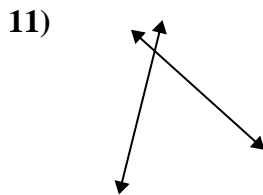
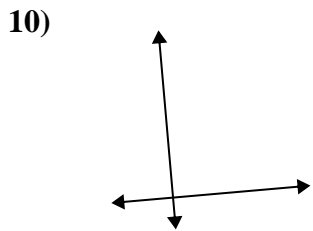
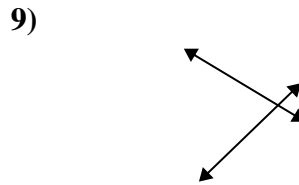
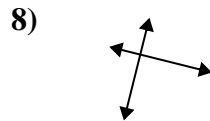
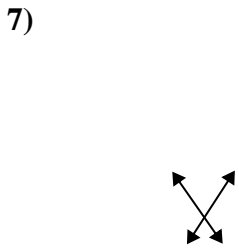
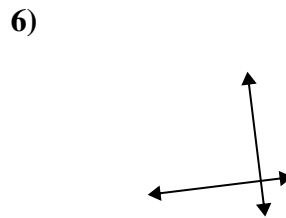
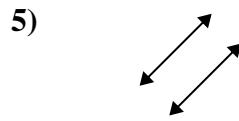
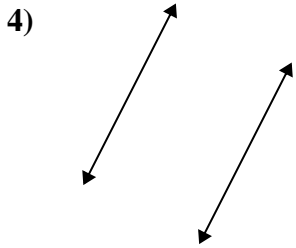
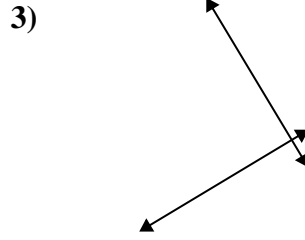
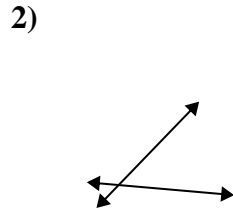
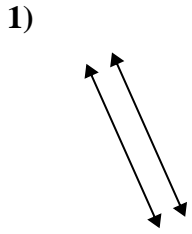
Answers



1. _____
2. _____
3. _____
4. _____
5. _____
6. _____
7. _____
8. _____
9. _____
10. _____
11. _____
12. _____
13. _____
14. _____
15. _____



Use 'parallel', 'perp'(perpendicular) or 'inter'(intersecting) to describe the lines.



Answers

1. parallel

2. inter

3. perp & inter

4. parallel

5. parallel

6. perp & inter

7. inter

8. perp & inter

9. inter

10. perp & inter

11. inter

12. perp & inter

13. parallel

14. inter

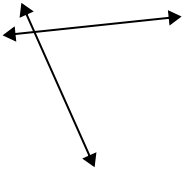
15. parallel



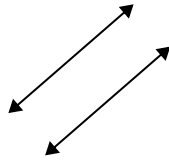
Use 'parallel', 'perp'(perpendicular) or 'inter'(intersecting) to describe the lines.

Answers

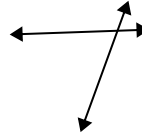
1)



2)



3)



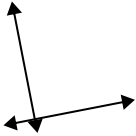
1. _____

2. _____

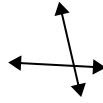
3. _____

4. _____

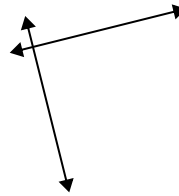
4)



5)



6)



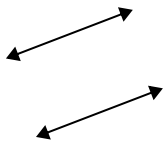
5. _____

6. _____

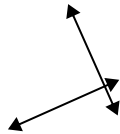
7. _____

8. _____

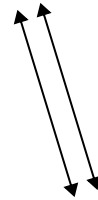
7)



8)



9)

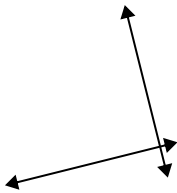


9. _____

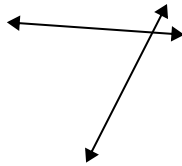
10. _____

11. _____

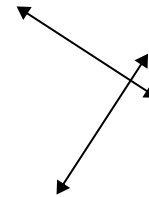
10)



11)



12)

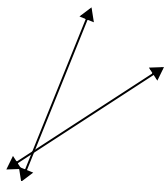


13. _____

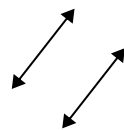
14. _____

15. _____

13)



14)

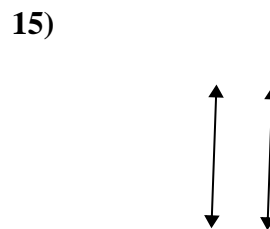
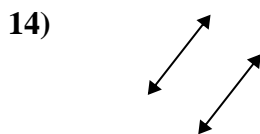
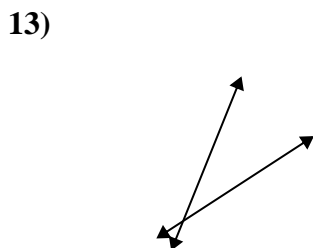
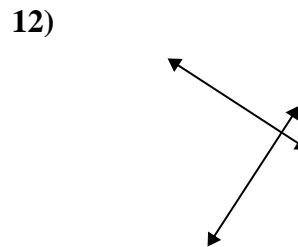
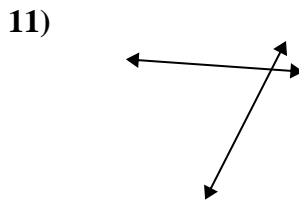
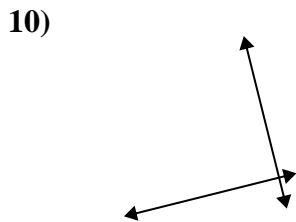
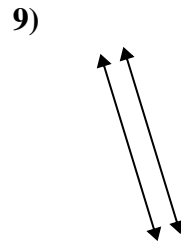
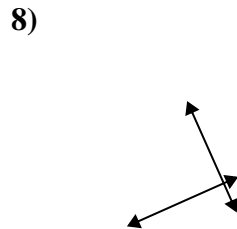
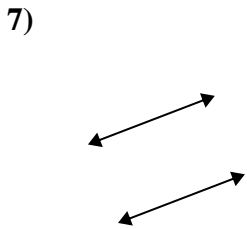
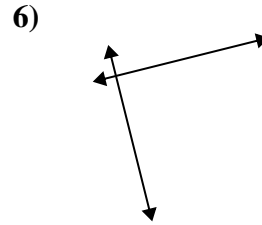
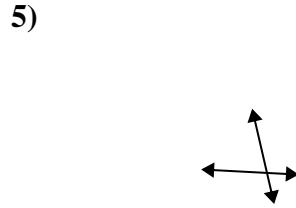
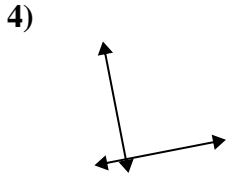
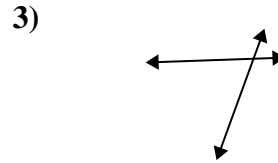
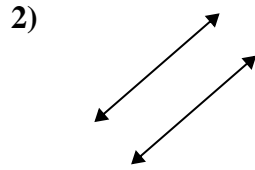
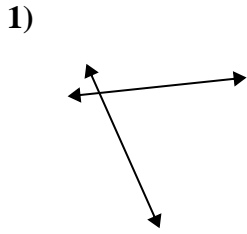


15)





Use 'parallel', 'perp'(perpendicular) or 'inter'(intersecting) to describe the lines.



Answers

1. inter

2. parallel

3. inter

4. perp & inter

5. inter

6. perp & inter

7. parallel

8. perp & inter

9. parallel

10. perp & inter

11. inter

12. perp & inter

13. inter

14. parallel

15. parallel



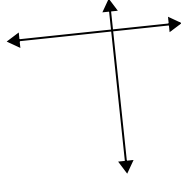
Use 'parallel', 'perp'(perpendicular) or 'inter'(intersecting) to describe the lines.

Answers

1)



2)



3)



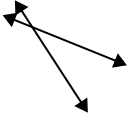
1. _____

2. _____

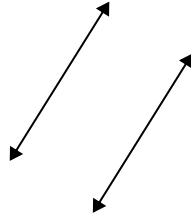
3. _____

4. _____

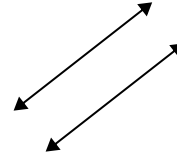
4)



5)



6)



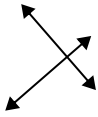
5. _____

6. _____

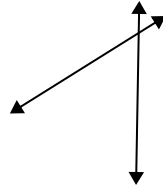
7. _____

8. _____

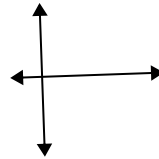
7)



8)



9)



9. _____

10. _____

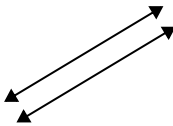
11. _____

12. _____

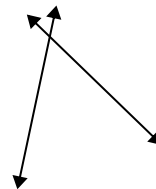
10)



11)



12)

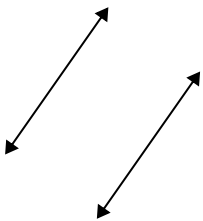


13. _____

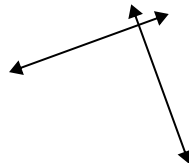
14. _____

15. _____

13)



14)



15)



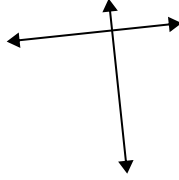


Use 'parallel', 'perp'(perpendicular) or 'inter'(intersecting) to describe the lines.

1)



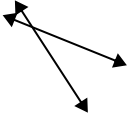
2)



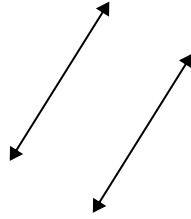
3)



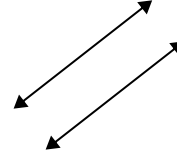
4)



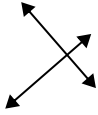
5)



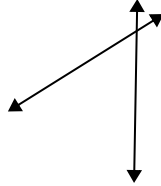
6)



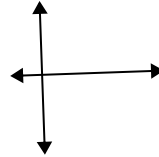
7)



8)



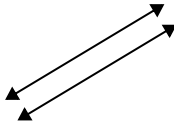
9)



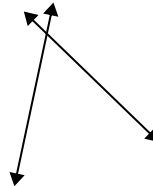
10)



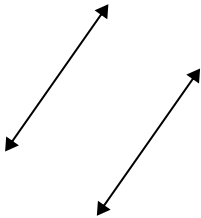
11)



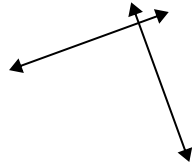
12)



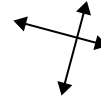
13)



14)



15)



Answers

1. parallel

2. perp & inter

3. inter

4. inter

5. parallel

6. parallel

7. perp & inter

8. inter

9. perp & inter

10. inter

11. parallel

12. inter

13. parallel

14. perp & inter

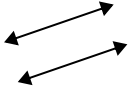
15. perp & inter



Use 'parallel', 'perp'(perpendicular) or 'inter'(intersecting) to describe the lines.

Answers

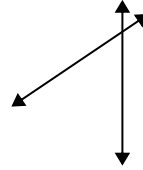
1)



2)



3)



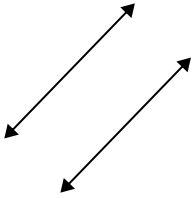
1. _____

2. _____

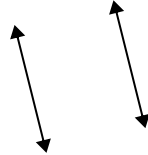
3. _____

4. _____

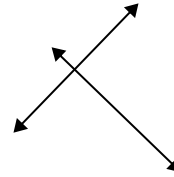
4)



5)



6)



5. _____

6. _____

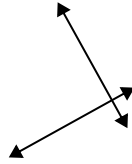
7. _____

8. _____

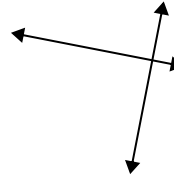
7)



8)



9)



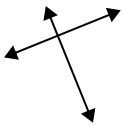
9. _____

10. _____

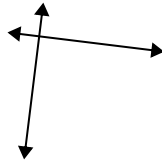
11. _____

12. _____

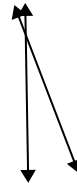
10)



11)



12)

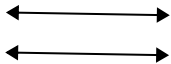


13. _____

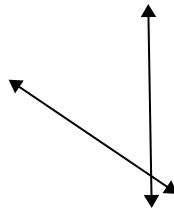
14. _____

15. _____

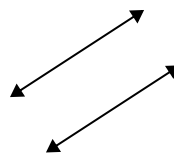
13)

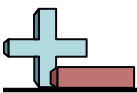


14)



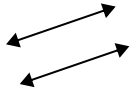
15)





Use 'parallel', 'perp'(perpendicular) or 'inter'(intersecting) to describe the lines.

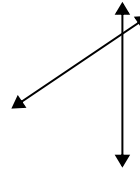
1)



2)



3)



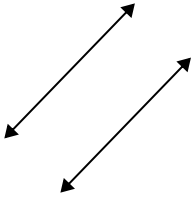
1. parallel

2. inter

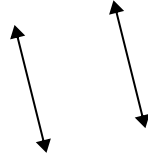
3. inter

4. parallel

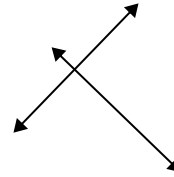
4)



5)



6)



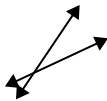
5. parallel

6. perp & inter

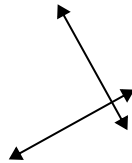
7. inter

8. perp & inter

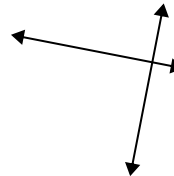
7)



8)



9)

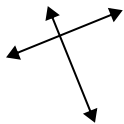


9. perp & inter

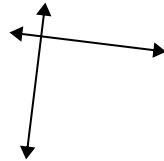
10. perp & inter

11. perp & inter

10)



11)



12)



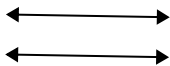
12. inter

13. parallel

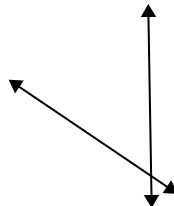
14. inter

15. parallel

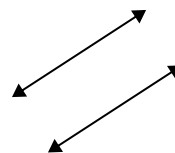
13)



14)



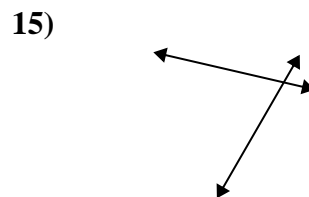
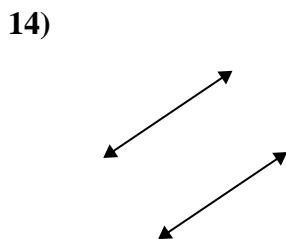
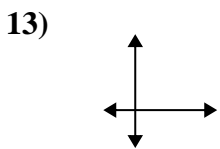
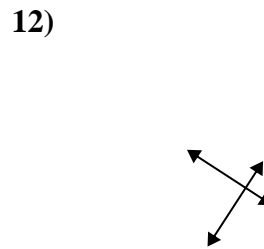
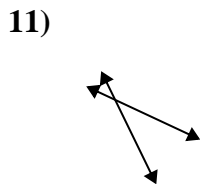
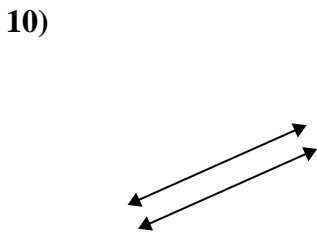
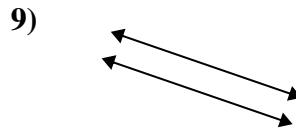
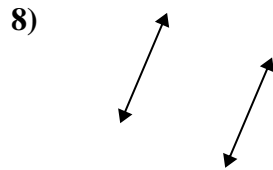
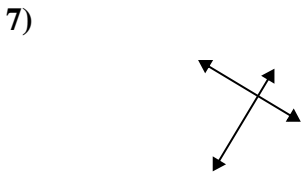
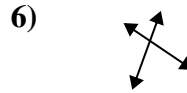
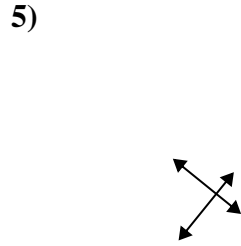
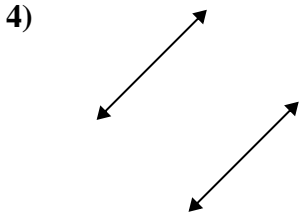
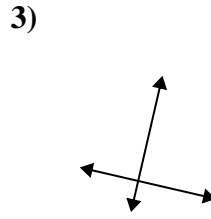
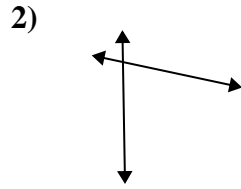
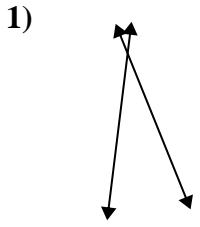
15)





Use 'parallel', 'perp'(perpendicular) or 'inter'(intersecting) to describe the lines.

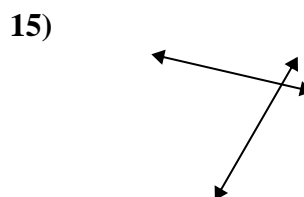
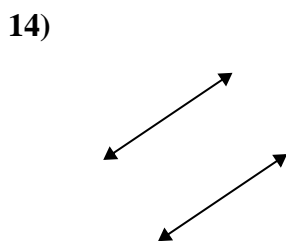
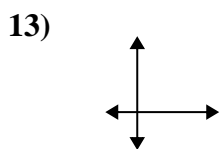
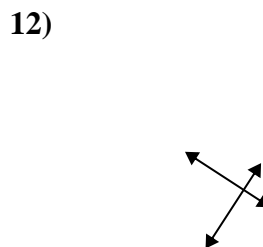
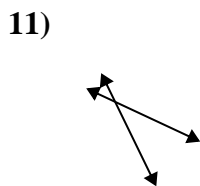
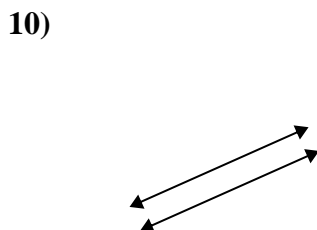
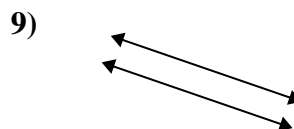
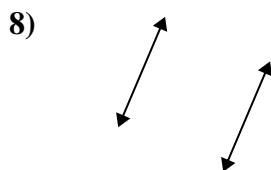
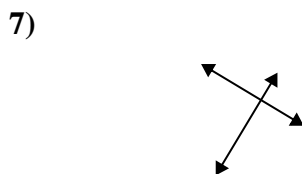

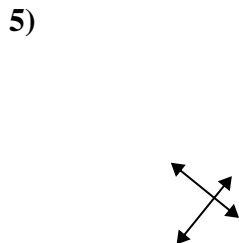
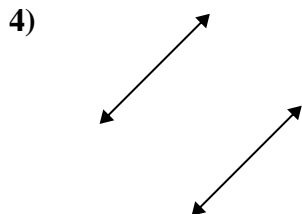
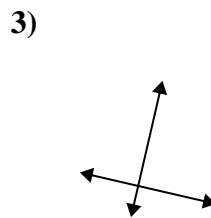
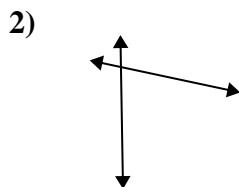
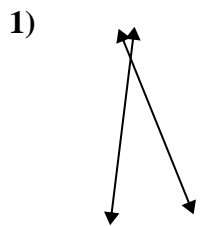
Answers



1. _____
2. _____
3. _____
4. _____
5. _____
6. _____
7. _____
8. _____
9. _____
10. _____
11. _____
12. _____
13. _____
14. _____
15. _____



Use 'parallel', 'perp'(perpendicular) or 'inter'(intersecting) to describe the lines.



Answers

1. inter

2. inter

3. perp & inter

4. parallel

5. perp & inter

6. inter

7. perp & inter

8. parallel

9. parallel

10. parallel

11. inter

12. perp & inter

13. perp & inter

14. parallel

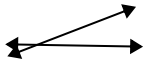
15. inter



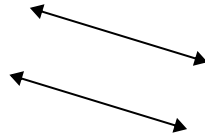
Use 'parallel', 'perp'(perpendicular) or 'inter'(intersecting) to describe the lines.

Answers

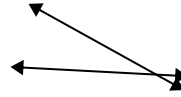
1)



2)



3)



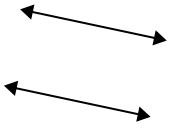
1. _____

2. _____

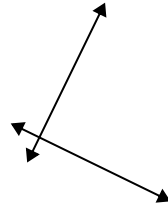
3. _____

4. _____

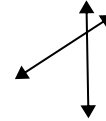
4)



5)



6)



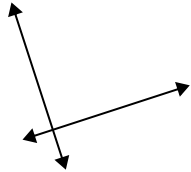
5. _____

6. _____

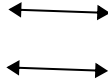
7. _____

8. _____

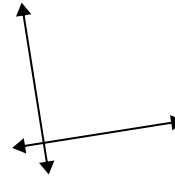
7)



8)



9)



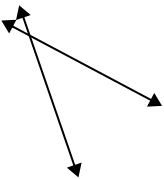
9. _____

10. _____

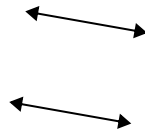
11. _____

12. _____

10)



11)



12)

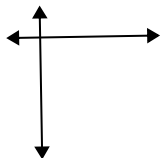


13. _____

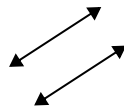
14. _____

15. _____

13)



14)



15)



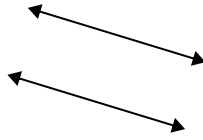


Use 'parallel', 'perp'(perpendicular) or 'inter'(intersecting) to describe the lines.

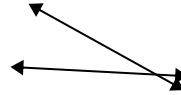
1)



2)

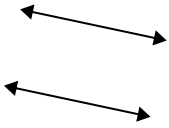


3)

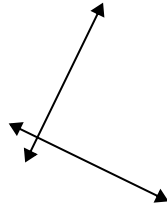


1. inter

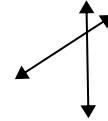
4)



5)



6)



2. parallel

3. inter

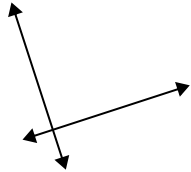
4. parallel

5. perp & inter

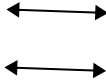
6. inter

7. perp & inter

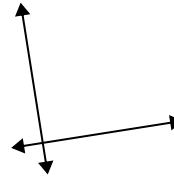
7)



8)



9)



8. parallel

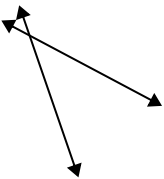
9. perp & inter

10. inter

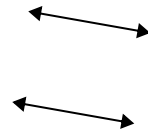
11. parallel

12. inter

10)



11)



12)

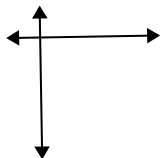


13. perp & inter

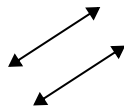
14. parallel

15. perp & inter

13)



14)



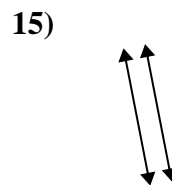
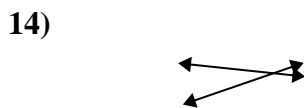
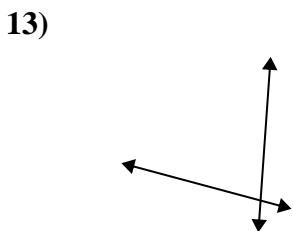
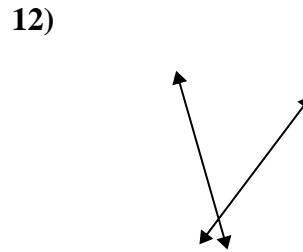
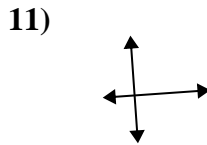
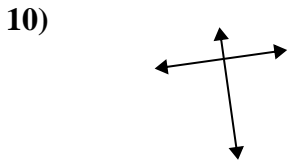
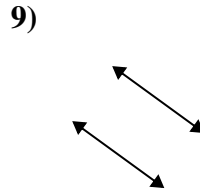
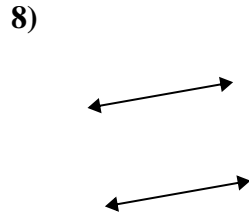
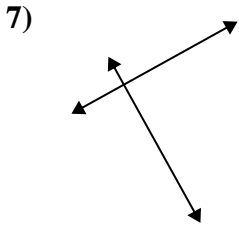
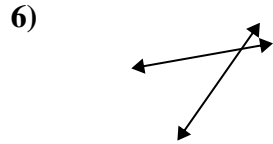
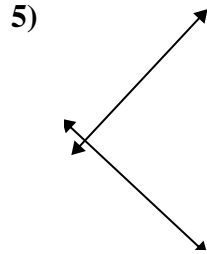
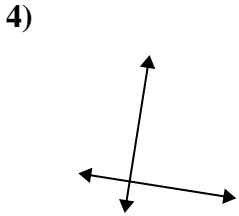
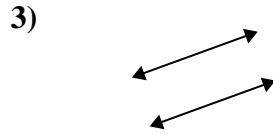
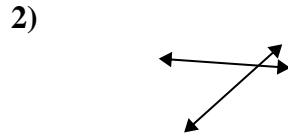
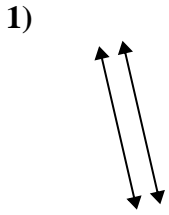
15)





Use 'parallel', 'perp'(perpendicular) or 'inter'(intersecting) to describe the lines.

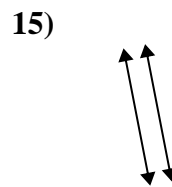
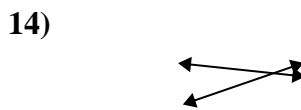
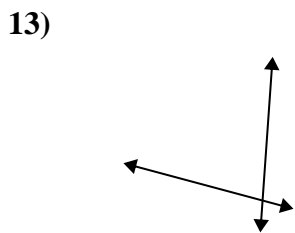
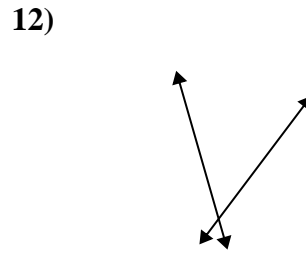
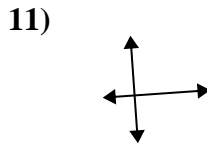
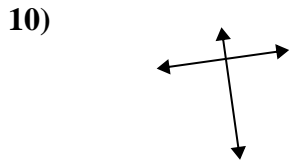
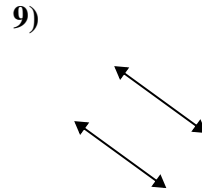
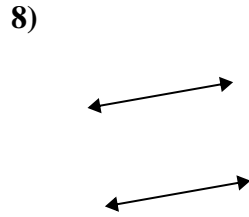
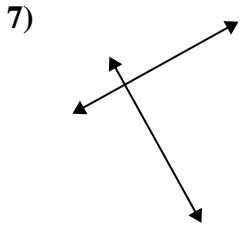
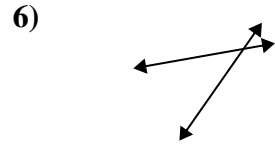
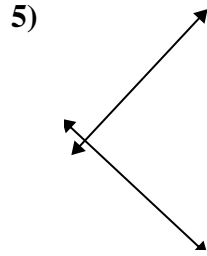
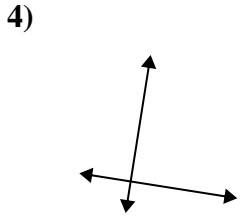
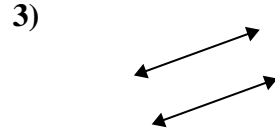
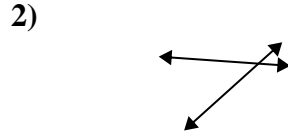
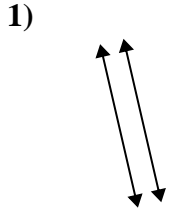
Answers



1. _____
2. _____
3. _____
4. _____
5. _____
6. _____
7. _____
8. _____
9. _____
10. _____
11. _____
12. _____
13. _____
14. _____
15. _____



Use 'parallel', 'perp'(perpendicular) or 'inter'(intersecting) to describe the lines.



Answers

1. parallel

2. inter

3. parallel

4. perp & inter

5. perp & inter

6. inter

7. perp & inter

8. parallel

9. parallel

10. perp & inter

11. perp & inter

12. inter

13. inter

14. inter

15. parallel