



Solve each problem.

Use the graphic to the right to find the following (if possible):

1) Perpendicular Lines \_\_\_\_\_

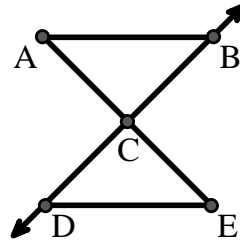
2) A Segment \_\_\_\_\_

3) Intersecting Lines \_\_\_\_\_

4) A Line \_\_\_\_\_

5) A Ray \_\_\_\_\_

6) Parallel Lines \_\_\_\_\_



Answers

1. \_\_\_\_\_

2. \_\_\_\_\_

3. \_\_\_\_\_

4. \_\_\_\_\_

5. \_\_\_\_\_

6. \_\_\_\_\_

7. \_\_\_\_\_

8. \_\_\_\_\_

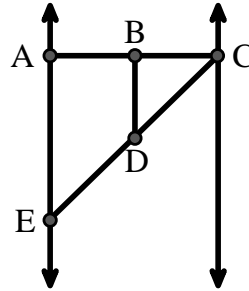
Use the graphic to the right to find the following (if possible):

7) Obtuse Angle \_\_\_\_\_

8) Straight Angle \_\_\_\_\_

9) Acute Angle \_\_\_\_\_

10) Right Angle \_\_\_\_\_



9. \_\_\_\_\_

10. \_\_\_\_\_

11. graph

12. graph

13. graph

14. graph

15. graph

Use the dot matrix to draw the following:

11) Segment  $\overline{AC}$

12) Straight Angle  $\angle ABC$

13) Segment  $\overleftrightarrow{BD}$  perpendicular to  $\overline{BC}$

14) Segment  $\overleftrightarrow{CE}$  parallel to segment  $\overline{BD}$

15) Line  $\overleftrightarrow{FG}$  parallel to angle  $\angle ABC$





Solve each problem.

Use the graphic to the right to find the following (if possible):

1) Perpendicular Lines \_\_\_\_\_

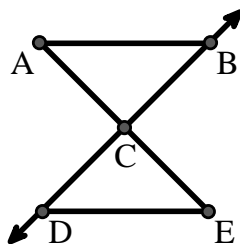
2) A Segment  $\overline{AB}$ ,  $\overline{AC}$ ,  $\overline{BC}$ ,  $\overline{CD}$ ,  $\overline{CE}$ ,  $\overline{DE}$

3) Intersecting Lines \_\_\_\_\_

4) A Line \_\_\_\_\_

5) A Ray  $\overrightarrow{CB}$ ,  $\overrightarrow{CD}$

6) Parallel Lines  $(\overleftrightarrow{A \& B})$ ,  $(\overleftrightarrow{A \& C})$ ,  $(\overleftrightarrow{B \& C})$ ,  $(\overleftrightarrow{C \& D})$ ,  $(\overleftrightarrow{C \& E})$ ,  $(\overleftrightarrow{D \& E})$



Answers

1. none

2.  $\overline{AB}$

3. none

4. none

5.  $\overrightarrow{CB}$

6.  $(\overleftrightarrow{A \& B})$

7.  $\angle BDE$

8.  $\angle ABC$

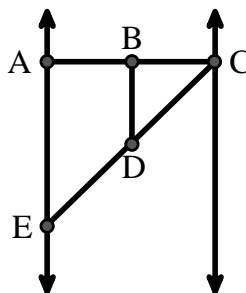
Use the graphic to the right to find the following (if possible):

7) Obtuse Angle  $\angle BDE$

8) Straight Angle  $\angle ABC$ ,  $\angle CDE$

9) Acute Angle  $\angle BCD$ ,  $\angle AED$ ,  $\angle BDC$

10) Right Angle  $\angle BAE$ ,  $\angle ABD$ ,  $\angle CBD$



9.  $\angle BCD$

10.  $\angle BAE$

11. graph

12. graph

13. graph

14. graph

15. graph

Use the dot matrix to draw the following:

11) Segment  $\overline{AC}$

12) Straight Angle  $\angle ABC$

13) Segment  $\overleftrightarrow{BD}$  perpendicular to  $\overline{BC}$

14) Segment  $\overleftrightarrow{CE}$  parallel to segment  $\overline{BD}$

15) Line  $\overleftrightarrow{FG}$  parallel to angle  $\angle ABC$

