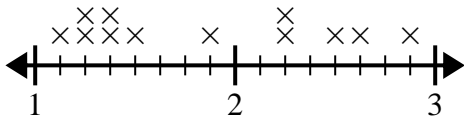




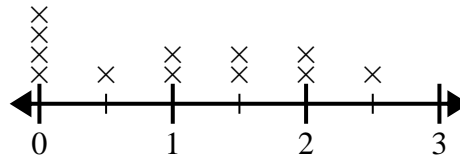
Use the line plots to answer each question.

- 1) The line plot below shows the distance (in miles) Gwen walked each day.



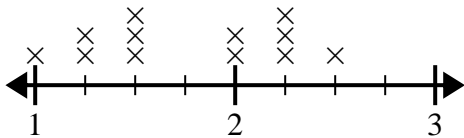
What is the difference in distance between the fewest miles she walked in a day and most miles she walked in a day?

- 2) The line plot below shows the amount of water (in gallons) students drank in a week.



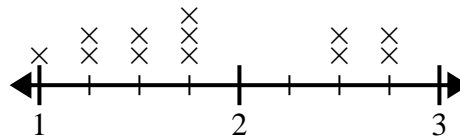
What is the difference in the lowest amount of water and the highest amount of water students drank?

- 3) The line plot below shows the size (in inches) of several different frog species.



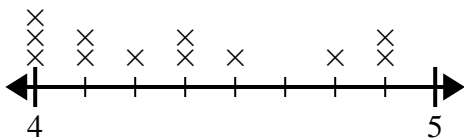
What is the difference in size between the shortest species and longest species of frog?

- 4) The line plot below shows the length (in feet) of the girls hair in Mr. Wood's class.



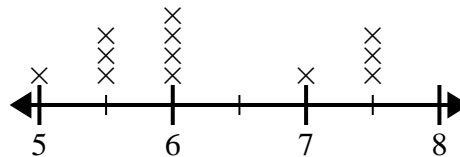
What is the difference in length between the girls with the shortest and longest hair?

- 5) The line plot below shows the height (in inches) of different phone brands.



What is the difference in height between the shortest phone and longest phone?

- 6) The line plot below shows the distance students lived from the school (in miles).



What is the difference in miles between the students who live closest and furthest away?

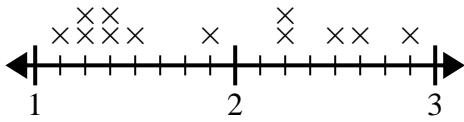
**Answers**

1. \_\_\_\_\_
2. \_\_\_\_\_
3. \_\_\_\_\_
4. \_\_\_\_\_
5. \_\_\_\_\_
6. \_\_\_\_\_



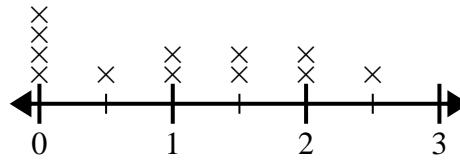
Use the line plots to answer each question.

- 1) The line plot below shows the distance (in miles) Gwen walked each day.



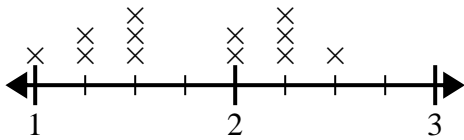
What is the difference in distance between the fewest miles she walked in a day and most miles she walked in a day?

- 2) The line plot below shows the amount of water (in gallons) students drank in a week.



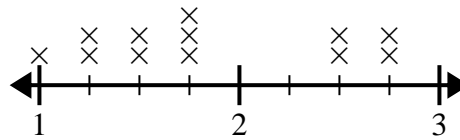
What is the difference in the lowest amount of water and the highest amount of water students drank?

- 3) The line plot below shows the size (in inches) of several different frog species.



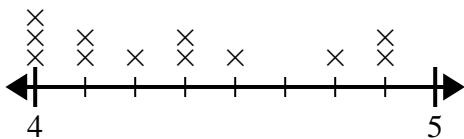
What is the difference in size between the shortest species and longest species of frog?

- 4) The line plot below shows the length (in feet) of the girls hair in Mr. Wood's class.



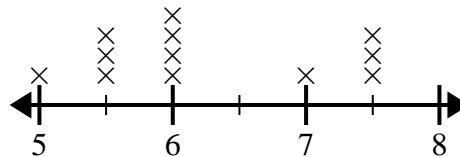
What is the difference in length between the girls with the shortest and longest hair?

- 5) The line plot below shows the height (in inches) of different phone brands.



What is the difference in height between the shortest phone and longest phone?

- 6) The line plot below shows the distance students lived from the school (in miles).



What is the difference in miles between the students who live closest and furthest away?

**Answers**

1. 1 6/8
2. 2 1/2
3. 1 2/4
4. 1 3/4
5. 7/8
6. 2 1/2