





Create and label the line plot using the set of numbers provided.

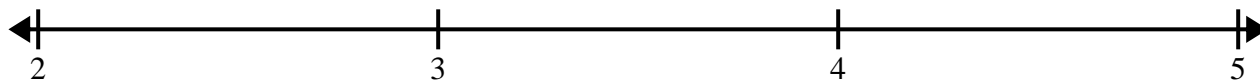
- 1) 5      5      4      4       $4\frac{1}{2}$       5      4       $5\frac{1}{2}$   
 3       $3\frac{1}{2}$        $5\frac{1}{2}$        $5\frac{1}{2}$        $4\frac{1}{2}$        $4\frac{1}{2}$       3      3




- 2)  $6\frac{3}{4}$        $5\frac{1}{4}$       4      4       $6\frac{1}{4}$        $5\frac{3}{4}$        $5\frac{1}{4}$        $5\frac{2}{4}$   
 $5\frac{1}{4}$       6       $4\frac{2}{4}$        $6\frac{1}{4}$       4       $4\frac{3}{4}$        $5\frac{3}{4}$        $4\frac{3}{4}$




- 3) 3       $3\frac{6}{8}$        $4\frac{5}{8}$        $2\frac{3}{8}$        $3\frac{4}{8}$       3       $2\frac{1}{8}$        $2\frac{1}{8}$   
 $4\frac{4}{8}$        $3\frac{5}{8}$        $4\frac{4}{8}$       2       $3\frac{1}{8}$        $4\frac{6}{8}$        $4\frac{1}{8}$        $4\frac{7}{8}$



- 4) 4       $6\frac{1}{4}$       4       $4\frac{2}{4}$        $4\frac{2}{4}$       6      4       $5\frac{1}{4}$   
 $4\frac{2}{4}$       6       $5\frac{1}{4}$       6       $6\frac{1}{4}$       5       $6\frac{2}{4}$        $6\frac{3}{4}$



- 5) 10      10      9       $9\frac{1}{2}$       10       $10\frac{1}{2}$       11      9  
 11       $11\frac{1}{2}$       9       $11\frac{1}{2}$        $9\frac{1}{2}$        $10\frac{1}{2}$        $10\frac{1}{2}$        $11\frac{1}{2}$





Create and label the line plot using the set of numbers provided.

