



Use the visual model to solve each problem.

**Answers**

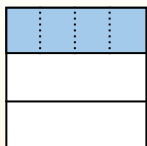
$\frac{1}{3} \div 4 = ?$



Split the whole into 3 pieces and fill in 1 section.



Next split  $\frac{1}{3}$  into 4 groups.



To figure out the size of each piece in comparison to the whole, split the whole into 4 groups.



To solve, start with a whole.

Now you can see the size of  $\frac{1}{3}$

This shows the size of each piece.

Each piece is  $\frac{1}{12}$  of the whole. Or:  
 $\frac{1}{3} \div 4 = \frac{1}{12}$


1)  $\frac{1}{3} \div 9 =$



2)  $\frac{1}{3} \div 7 =$



3)  $\frac{1}{7} \div 3 =$




4)  $\frac{1}{7} \div 2 =$



5)  $\frac{1}{8} \div 3 =$



6)  $\frac{1}{4} \div 4 =$




7)  $\frac{1}{8} \div 4 =$



8)  $\frac{1}{7} \div 4 =$



9)  $\frac{1}{5} \div 5 =$




10)  $\frac{1}{4} \div 5 =$



11)  $\frac{1}{7} \div 7 =$



12)  $\frac{1}{8} \div 6 =$




1. \_\_\_\_\_
2. \_\_\_\_\_
3. \_\_\_\_\_
4. \_\_\_\_\_
5. \_\_\_\_\_
6. \_\_\_\_\_
7. \_\_\_\_\_
8. \_\_\_\_\_
9. \_\_\_\_\_
10. \_\_\_\_\_
11. \_\_\_\_\_
12. \_\_\_\_\_



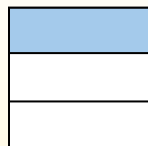
Use the visual model to solve each problem.

$$\frac{1}{3} \div 4 = ?$$



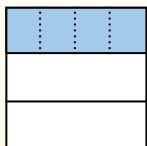
To solve, start with a whole.

Split the whole into 3 pieces and fill in 1 section.



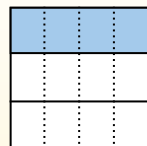
Now you can see the size of  $\frac{1}{3}$

Next split  $\frac{1}{3}$  into 4 groups.



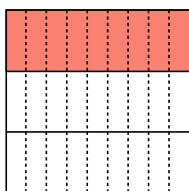
This shows the size of each piece.

To figure out the size of each piece in comparison to the whole, split the whole into 4 groups.

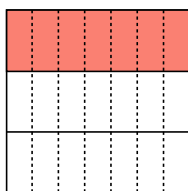


Each piece is  $\frac{1}{12}$  of the whole. Or:  $\frac{1}{3} \div 4 = \frac{1}{12}$

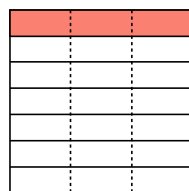
1)  $\frac{1}{3} \div 9 =$



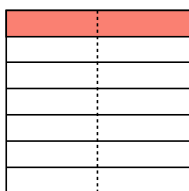
2)  $\frac{1}{3} \div 7 =$



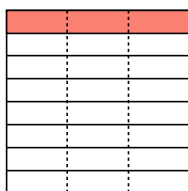
3)  $\frac{1}{7} \div 3 =$



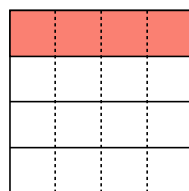
4)  $\frac{1}{7} \div 2 =$



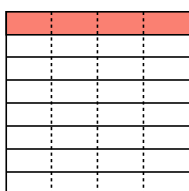
5)  $\frac{1}{8} \div 3 =$



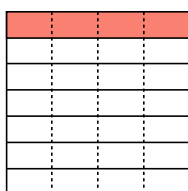
6)  $\frac{1}{4} \div 4 =$



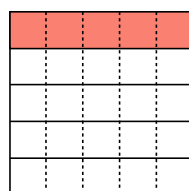
7)  $\frac{1}{8} \div 4 =$



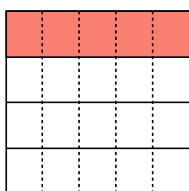
8)  $\frac{1}{7} \div 4 =$



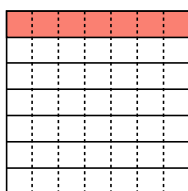
9)  $\frac{1}{5} \div 5 =$



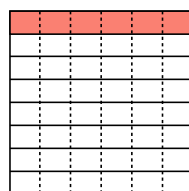
10)  $\frac{1}{4} \div 5 =$



11)  $\frac{1}{7} \div 7 =$



12)  $\frac{1}{8} \div 6 =$



**Answers**

1.  $\frac{1}{27}$

2.  $\frac{1}{21}$

3.  $\frac{1}{21}$

4.  $\frac{1}{14}$

5.  $\frac{1}{24}$

6.  $\frac{1}{16}$

7.  $\frac{1}{32}$

8.  $\frac{1}{28}$

9.  $\frac{1}{25}$

10.  $\frac{1}{20}$

11.  $\frac{1}{49}$

12.  $\frac{1}{48}$



Use the visual model to solve each problem.


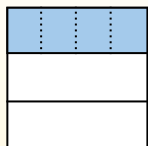
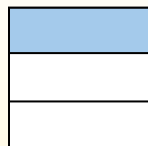
**Answers**

$\frac{1}{3} \div 4 = ?$

Split the whole into 3 pieces and fill in 1 section.

Next split  $\frac{1}{3}$  into 4 groups.

To figure out the size of each piece in comparison to the whole, split the whole into 4 groups.



To solve, start with a whole.

Now you can see the size of  $\frac{1}{3}$

This shows the size of each piece.

Each piece is  $\frac{1}{12}$  of the whole. Or:  $\frac{1}{3} \div 4 = \frac{1}{12}$


1)  $\frac{1}{7} \div 3 =$




2)  $\frac{1}{3} \div 6 =$




3)  $\frac{1}{6} \div 2 =$




4)  $\frac{1}{8} \div 3 =$




5)  $\frac{1}{8} \div 2 =$




6)  $\frac{1}{4} \div 4 =$




7)  $\frac{1}{7} \div 9 =$




8)  $\frac{1}{3} \div 9 =$



9)  $\frac{1}{2} \div 8 =$




10)  $\frac{1}{4} \div 8 =$



11)  $\frac{1}{7} \div 2 =$



12)  $\frac{1}{2} \div 6 =$



1. \_\_\_\_\_
2. \_\_\_\_\_
3. \_\_\_\_\_
4. \_\_\_\_\_
5. \_\_\_\_\_
6. \_\_\_\_\_
7. \_\_\_\_\_
8. \_\_\_\_\_
9. \_\_\_\_\_
10. \_\_\_\_\_
11. \_\_\_\_\_
12. \_\_\_\_\_



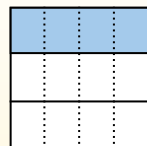
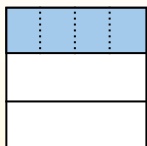
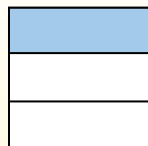
Use the visual model to solve each problem.

$\frac{1}{3} \div 4 = ?$

Split the whole into 3 pieces and fill in 1 section.

Next split  $\frac{1}{3}$  into 4 groups.

To figure out the size of each piece in comparison to the whole, split the whole into 4 groups.



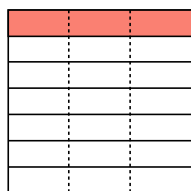
To solve, start with a whole.

Now you can see the size of  $\frac{1}{3}$

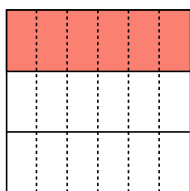
This shows the size of each piece.

Each piece is  $\frac{1}{12}$  of the whole. Or:  $\frac{1}{3} \div 4 = \frac{1}{12}$

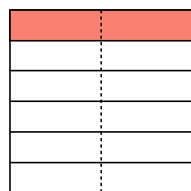
1)  $\frac{1}{7} \div 3 =$



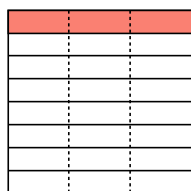
2)  $\frac{1}{3} \div 6 =$



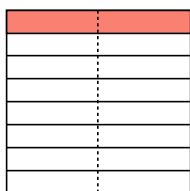
3)  $\frac{1}{6} \div 2 =$



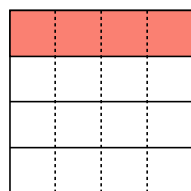
4)  $\frac{1}{8} \div 3 =$



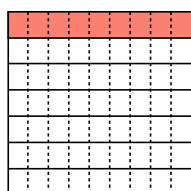
5)  $\frac{1}{8} \div 2 =$



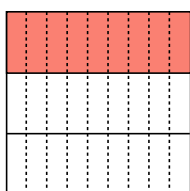
6)  $\frac{1}{4} \div 4 =$



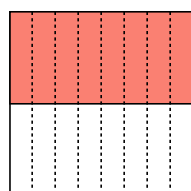
7)  $\frac{1}{7} \div 9 =$



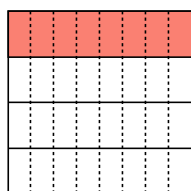
8)  $\frac{1}{3} \div 9 =$




9)  $\frac{1}{2} \div 8 =$



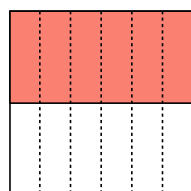
10)  $\frac{1}{4} \div 8 =$



11)  $\frac{1}{7} \div 2 =$



12)  $\frac{1}{2} \div 6 =$



**Answers**

1.  $\frac{1}{21}$

2.  $\frac{1}{18}$

3.  $\frac{1}{12}$

4.  $\frac{1}{24}$

5.  $\frac{1}{16}$

6.  $\frac{1}{16}$

7.  $\frac{1}{63}$

8.  $\frac{1}{27}$

9.  $\frac{1}{16}$

10.  $\frac{1}{32}$

11.  $\frac{1}{14}$

12.  $\frac{1}{12}$



Use the visual model to solve each problem.

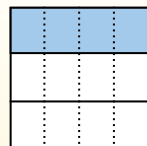
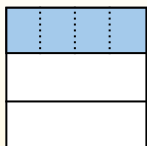
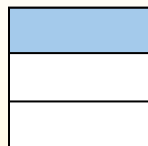
**Answers**

$\frac{1}{3} \div 4 = ?$

Split the whole into 3 pieces and fill in 1 section.

Next split  $\frac{1}{3}$  into 4 groups.

To figure out the size of each piece in comparison to the whole, split the whole into 4 groups.




To solve, start with a whole.

Now you can see the size of  $\frac{1}{3}$


This shows the size of each piece.

Each piece is  $\frac{1}{12}$  of the whole. Or:  $\frac{1}{3} \div 4 = \frac{1}{12}$

1)  $\frac{1}{3} \div 2 =$




2)  $\frac{1}{4} \div 6 =$




3)  $\frac{1}{2} \div 3 =$



4)  $\frac{1}{4} \div 5 =$



5)  $\frac{1}{9} \div 2 =$




6)  $\frac{1}{6} \div 2 =$



7)  $\frac{1}{3} \div 4 =$




8)  $\frac{1}{6} \div 6 =$




9)  $\frac{1}{4} \div 7 =$




10)  $\frac{1}{2} \div 5 =$



11)  $\frac{1}{7} \div 6 =$



12)  $\frac{1}{4} \div 2 =$




1. \_\_\_\_\_
2. \_\_\_\_\_
3. \_\_\_\_\_
4. \_\_\_\_\_
5. \_\_\_\_\_
6. \_\_\_\_\_
7. \_\_\_\_\_
8. \_\_\_\_\_
9. \_\_\_\_\_
10. \_\_\_\_\_
11. \_\_\_\_\_
12. \_\_\_\_\_



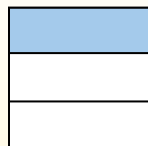
Use the visual model to solve each problem.

$$\frac{1}{3} \div 4 = ?$$



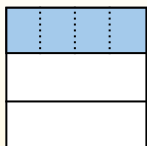
To solve, start with a whole.

Split the whole into 3 pieces and fill in 1 section.



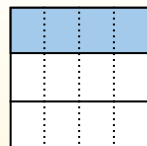
Now you can see the size of  $\frac{1}{3}$

Next split  $\frac{1}{3}$  into 4 groups.



This shows the size of each piece.

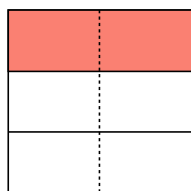
To figure out the size of each piece in comparison to the whole, split the whole into 4 groups.



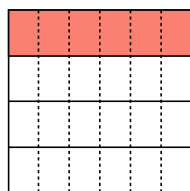
Each piece is  $\frac{1}{12}$  of the whole. Or:  $\frac{1}{3} \div 4 = \frac{1}{12}$

**Answers**

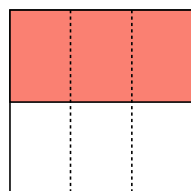
1)  $\frac{1}{3} \div 2 =$



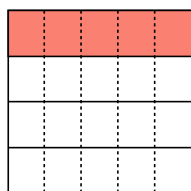
2)  $\frac{1}{4} \div 6 =$




3)  $\frac{1}{2} \div 3 =$



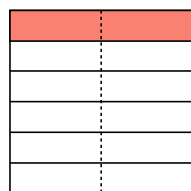
4)  $\frac{1}{4} \div 5 =$



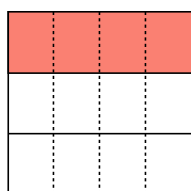
5)  $\frac{1}{9} \div 2 =$



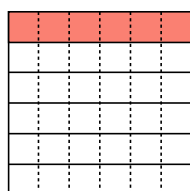
6)  $\frac{1}{6} \div 2 =$



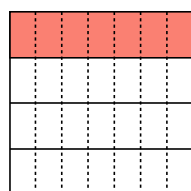
7)  $\frac{1}{3} \div 4 =$



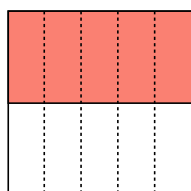
8)  $\frac{1}{6} \div 6 =$



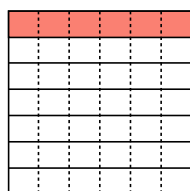
9)  $\frac{1}{4} \div 7 =$



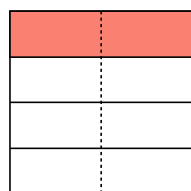
10)  $\frac{1}{2} \div 5 =$



11)  $\frac{1}{7} \div 6 =$



12)  $\frac{1}{4} \div 2 =$




1.  $\frac{1}{6}$
2.  $\frac{1}{24}$
3.  $\frac{1}{6}$
4.  $\frac{1}{20}$
5.  $\frac{1}{18}$
6.  $\frac{1}{12}$
7.  $\frac{1}{12}$
8.  $\frac{1}{36}$
9.  $\frac{1}{28}$
10.  $\frac{1}{10}$
11.  $\frac{1}{42}$
12.  $\frac{1}{8}$



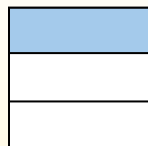
Use the visual model to solve each problem.

**Answers**

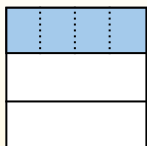
$\frac{1}{3} \div 4 = ?$



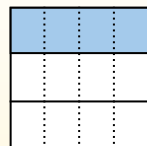
Split the whole into 3 pieces and fill in 1 section.



Next split  $\frac{1}{3}$  into 4 groups.



To figure out the size of each piece in comparison to the whole, split the whole into 4 groups.



To solve, start with a whole.

Now you can see the size of  $\frac{1}{3}$


This shows the size of each piece.

Each piece is  $\frac{1}{12}$  of the whole. Or:

$\frac{1}{3} \div 4 = \frac{1}{12}$

1. \_\_\_\_\_
2. \_\_\_\_\_
3. \_\_\_\_\_
4. \_\_\_\_\_
5. \_\_\_\_\_
6. \_\_\_\_\_
7. \_\_\_\_\_
8. \_\_\_\_\_
9. \_\_\_\_\_
10. \_\_\_\_\_
11. \_\_\_\_\_
12. \_\_\_\_\_


1)  $\frac{1}{3} \div 3 =$




2)  $\frac{1}{6} \div 7 =$



3)  $\frac{1}{8} \div 6 =$




4)  $\frac{1}{4} \div 4 =$




5)  $\frac{1}{6} \div 5 =$




6)  $\frac{1}{2} \div 4 =$




7)  $\frac{1}{2} \div 3 =$




8)  $\frac{1}{9} \div 4 =$



9)  $\frac{1}{9} \div 3 =$




10)  $\frac{1}{3} \div 2 =$



11)  $\frac{1}{3} \div 5 =$




12)  $\frac{1}{8} \div 9 =$





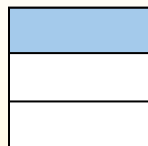
Use the visual model to solve each problem.

$$\frac{1}{3} \div 4 = ?$$



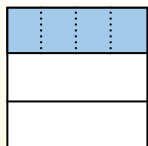
To solve, start with a whole.

Split the whole into 3 pieces and fill in 1 section.




Now you can see the size of  $\frac{1}{3}$

Next split  $\frac{1}{3}$  into 4 groups.



This shows the size of each piece.

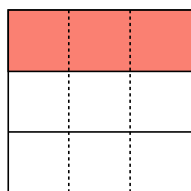
To figure out the size of each piece in comparison to the whole, split the whole into 4 groups.



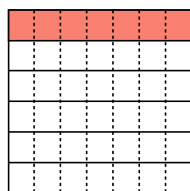
Each piece is  $\frac{1}{12}$  of the whole. Or:  $\frac{1}{3} \div 4 = \frac{1}{12}$

**Answers**

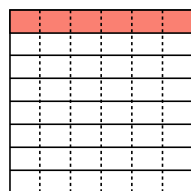
1)  $\frac{1}{3} \div 3 =$



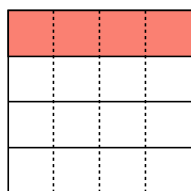
2)  $\frac{1}{6} \div 7 =$



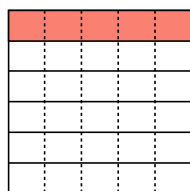
3)  $\frac{1}{8} \div 6 =$



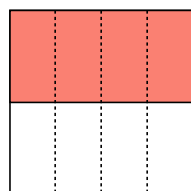
4)  $\frac{1}{4} \div 4 =$



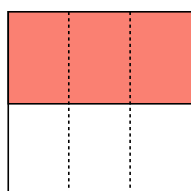
5)  $\frac{1}{6} \div 5 =$



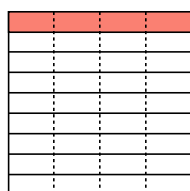
6)  $\frac{1}{2} \div 4 =$



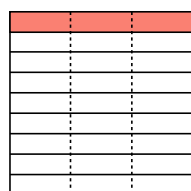
7)  $\frac{1}{2} \div 3 =$



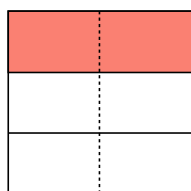
8)  $\frac{1}{9} \div 4 =$



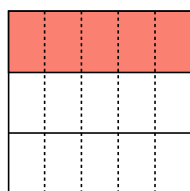
9)  $\frac{1}{9} \div 3 =$




10)  $\frac{1}{3} \div 2 =$



11)  $\frac{1}{3} \div 5 =$



12)  $\frac{1}{8} \div 9 =$



1.  $\frac{1}{9}$
2.  $\frac{1}{42}$
3.  $\frac{1}{48}$
4.  $\frac{1}{16}$
5.  $\frac{1}{30}$
6.  $\frac{1}{8}$
7.  $\frac{1}{6}$
8.  $\frac{1}{36}$
9.  $\frac{1}{27}$
10.  $\frac{1}{6}$
11.  $\frac{1}{15}$
12.  $\frac{1}{72}$





Use the visual model to solve each problem.

## Answers

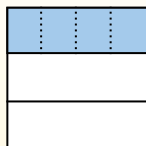
$$\frac{1}{3} \div 4 = ?$$



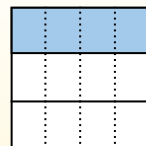
Split the whole into 3 pieces and fill in 1 section.



Next split  $\frac{1}{3}$  into 4 groups.



To figure out the size of each piece in comparison to the whole, split the whole into 4 groups.



To solve, start with a whole.

Now you can see the size of  $\frac{1}{3}$

This shows the size of each piece.

Each piece is  $\frac{1}{12}$  of the whole. Or:

$$\frac{1}{3} \div 4 = \frac{1}{12}$$


1)  $\frac{1}{5} \div 2 =$




2)  $\frac{1}{7} \div 3 =$




3)  $\frac{1}{6} \div 7 =$




4)  $\frac{1}{3} \div 4 =$



5)  $\frac{1}{2} \div 6 =$




6)  $\frac{1}{5} \div 4 =$




7)  $\frac{1}{9} \div 8 =$




8)  $\frac{1}{9} \div 7 =$




9)  $\frac{1}{2} \div 9 =$




10)  $\frac{1}{2} \div 3 =$



11)  $\frac{1}{8} \div 3 =$



12)  $\frac{1}{9} \div 3 =$



1. \_\_\_\_\_
2. \_\_\_\_\_
3. \_\_\_\_\_
4. \_\_\_\_\_
5. \_\_\_\_\_
6. \_\_\_\_\_
7. \_\_\_\_\_
8. \_\_\_\_\_
9. \_\_\_\_\_
10. \_\_\_\_\_
11. \_\_\_\_\_
12. \_\_\_\_\_




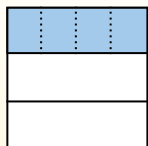
Use the visual model to solve each problem.

$$\frac{1}{3} \div 4 = ?$$

Split the whole into 3 pieces and fill in 1 section.

Next split  $\frac{1}{3}$  into 4 groups.

To figure out the size of each piece in comparison to the whole, split the whole into 4 groups.




To solve, start with a whole.

Now you can see the size of  $\frac{1}{3}$

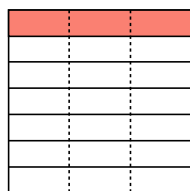
This shows the size of each piece.

Each piece is  $\frac{1}{12}$  of the whole. Or:  $\frac{1}{3} \div 4 = \frac{1}{12}$

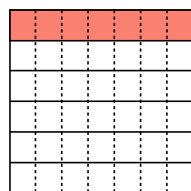
1)  $\frac{1}{5} \div 2 =$



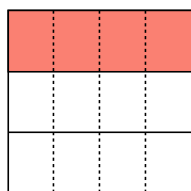
2)  $\frac{1}{7} \div 3 =$



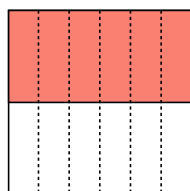
3)  $\frac{1}{6} \div 7 =$



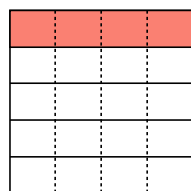
4)  $\frac{1}{3} \div 4 =$



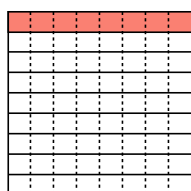
5)  $\frac{1}{2} \div 6 =$



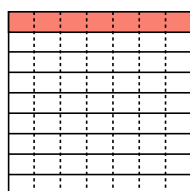
6)  $\frac{1}{5} \div 4 =$



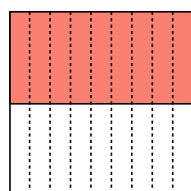
7)  $\frac{1}{9} \div 8 =$



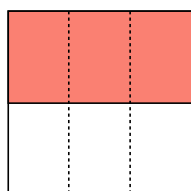
8)  $\frac{1}{9} \div 7 =$



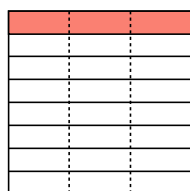
9)  $\frac{1}{2} \div 9 =$



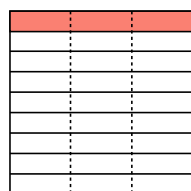
10)  $\frac{1}{2} \div 3 =$



11)  $\frac{1}{8} \div 3 =$



12)  $\frac{1}{9} \div 3 =$



**Answers**

1.  $\frac{1}{10}$

2.  $\frac{1}{21}$

3.  $\frac{1}{42}$

4.  $\frac{1}{12}$

5.  $\frac{1}{12}$

6.  $\frac{1}{20}$

7.  $\frac{1}{72}$

8.  $\frac{1}{63}$

9.  $\frac{1}{18}$

10.  $\frac{1}{6}$

11.  $\frac{1}{24}$


12.  $\frac{1}{27}$



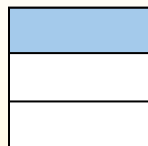
Use the visual model to solve each problem.

**Answers**

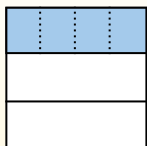
$\frac{1}{3} \div 4 = ?$



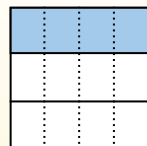
Split the whole into 3 pieces and fill in 1 section.



Next split  $\frac{1}{3}$  into 4 groups.



To figure out the size of each piece in comparison to the whole, split the whole into 4 groups.



To solve, start with a whole.

Now you can see the size of  $\frac{1}{3}$


This shows the size of each piece.

Each piece is  $\frac{1}{12}$  of the whole. Or:  
 $\frac{1}{3} \div 4 = \frac{1}{12}$


1)  $\frac{1}{2} \div 8 =$




2)  $\frac{1}{9} \div 6 =$



3)  $\frac{1}{3} \div 8 =$



4)  $\frac{1}{7} \div 9 =$



5)  $\frac{1}{2} \div 3 =$




6)  $\frac{1}{8} \div 9 =$



7)  $\frac{1}{9} \div 3 =$




8)  $\frac{1}{4} \div 5 =$




9)  $\frac{1}{3} \div 9 =$




10)  $\frac{1}{5} \div 6 =$



11)  $\frac{1}{7} \div 6 =$



12)  $\frac{1}{7} \div 5 =$



1. \_\_\_\_\_
2. \_\_\_\_\_
3. \_\_\_\_\_
4. \_\_\_\_\_
5. \_\_\_\_\_
6. \_\_\_\_\_
7. \_\_\_\_\_
8. \_\_\_\_\_
9. \_\_\_\_\_
10. \_\_\_\_\_
11. \_\_\_\_\_
12. \_\_\_\_\_



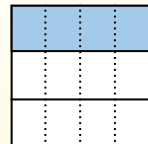
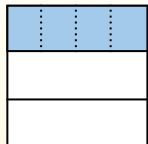
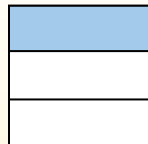

Use the visual model to solve each problem.

$\frac{1}{3} \div 4 = ?$

Split the whole into 3 pieces and fill in 1 section.

Next split  $\frac{1}{3}$  into 4 groups.

To figure out the size of each piece in comparison to the whole, split the whole into 4 groups.



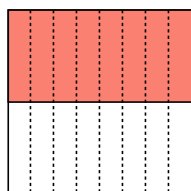
To solve, start with a whole.

Now you can see the size of  $\frac{1}{3}$

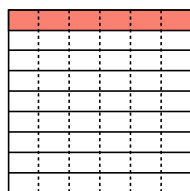
This shows the size of each piece.

Each piece is  $\frac{1}{12}$  of the whole. Or:  $\frac{1}{3} \div 4 = \frac{1}{12}$

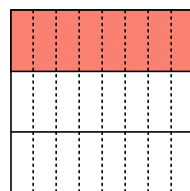
1)  $\frac{1}{2} \div 8 =$



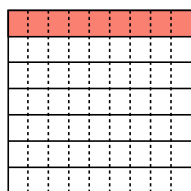
2)  $\frac{1}{9} \div 6 =$



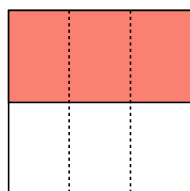
3)  $\frac{1}{3} \div 8 =$




4)  $\frac{1}{7} \div 9 =$



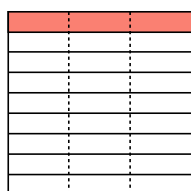
5)  $\frac{1}{2} \div 3 =$



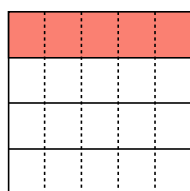
6)  $\frac{1}{8} \div 9 =$



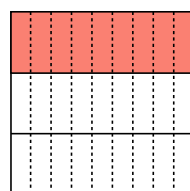
7)  $\frac{1}{9} \div 3 =$



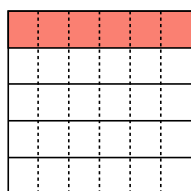
8)  $\frac{1}{4} \div 5 =$



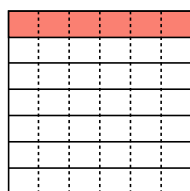
9)  $\frac{1}{3} \div 9 =$



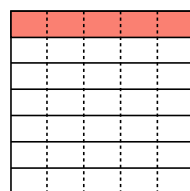
10)  $\frac{1}{5} \div 6 =$



11)  $\frac{1}{7} \div 6 =$



12)  $\frac{1}{7} \div 5 =$



**Answers**

1.  $\frac{1}{16}$

2.  $\frac{1}{54}$

3.  $\frac{1}{24}$

4.  $\frac{1}{63}$

5.  $\frac{1}{6}$

6.  $\frac{1}{72}$

7.  $\frac{1}{27}$

8.  $\frac{1}{20}$

9.  $\frac{1}{27}$

10.  $\frac{1}{30}$

11.  $\frac{1}{42}$

12.  $\frac{1}{35}$



Use the visual model to solve each problem.

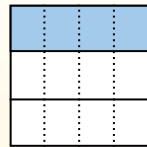
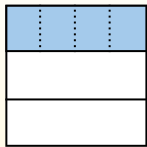
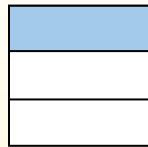

**Answers**

$\frac{1}{3} \div 4 = ?$

Split the whole into 3 pieces and fill in 1 section.

Next split  $\frac{1}{3}$  into 4 groups.

To figure out the size of each piece in comparison to the whole, split the whole into 4 groups.




To solve, start with a whole.

Now you can see the size of  $\frac{1}{3}$


This shows the size of each piece.

Each piece is  $\frac{1}{12}$  of the whole. Or:  $\frac{1}{3} \div 4 = \frac{1}{12}$


1)  $\frac{1}{8} \div 6 =$




2)  $\frac{1}{6} \div 2 =$




3)  $\frac{1}{5} \div 7 =$




4)  $\frac{1}{5} \div 4 =$




5)  $\frac{1}{3} \div 6 =$




6)  $\frac{1}{4} \div 7 =$




7)  $\frac{1}{2} \div 6 =$



8)  $\frac{1}{4} \div 3 =$




9)  $\frac{1}{7} \div 7 =$




10)  $\frac{1}{8} \div 3 =$



11)  $\frac{1}{2} \div 9 =$



12)  $\frac{1}{5} \div 3 =$




1. \_\_\_\_\_
2. \_\_\_\_\_
3. \_\_\_\_\_
4. \_\_\_\_\_
5. \_\_\_\_\_
6. \_\_\_\_\_
7. \_\_\_\_\_
8. \_\_\_\_\_
9. \_\_\_\_\_
10. \_\_\_\_\_
11. \_\_\_\_\_
12. \_\_\_\_\_



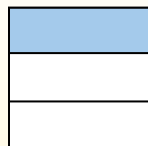
Use the visual model to solve each problem.

$$\frac{1}{3} \div 4 = ?$$



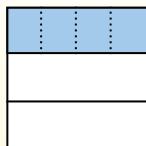
To solve, start with a whole.

Split the whole into 3 pieces and fill in 1 section.



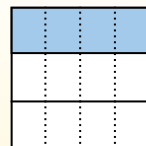
Now you can see the size of  $\frac{1}{3}$

Next split  $\frac{1}{3}$  into 4 groups.



This shows the size of each piece.

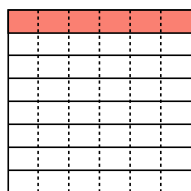
To figure out the size of each piece in comparison to the whole, split the whole into 4 groups.



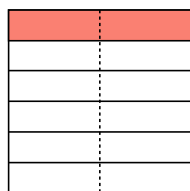
Each piece is  $\frac{1}{12}$  of the whole. Or:  $\frac{1}{3} \div 4 = \frac{1}{12}$

**Answers**

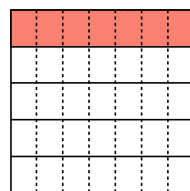
1)  $\frac{1}{8} \div 6 =$



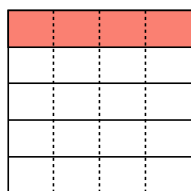
2)  $\frac{1}{6} \div 2 =$



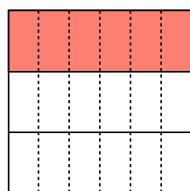
3)  $\frac{1}{5} \div 7 =$



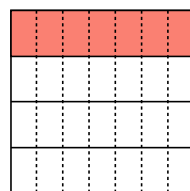
4)  $\frac{1}{5} \div 4 =$



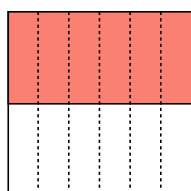
5)  $\frac{1}{3} \div 6 =$



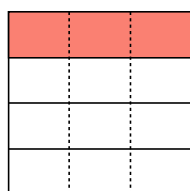
6)  $\frac{1}{4} \div 7 =$



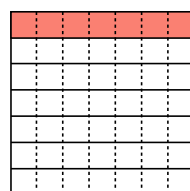
7)  $\frac{1}{2} \div 6 =$



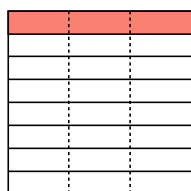
8)  $\frac{1}{4} \div 3 =$



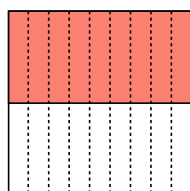
9)  $\frac{1}{7} \div 7 =$



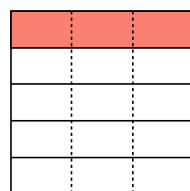
10)  $\frac{1}{8} \div 3 =$



11)  $\frac{1}{2} \div 9 =$



12)  $\frac{1}{5} \div 3 =$



1.  $\frac{1}{48}$
2.  $\frac{1}{12}$
3.  $\frac{1}{35}$
4.  $\frac{1}{20}$
5.  $\frac{1}{18}$
6.  $\frac{1}{28}$
7.  $\frac{1}{12}$
8.  $\frac{1}{12}$
9.  $\frac{1}{49}$
10.  $\frac{1}{24}$
11.  $\frac{1}{18}$
12.  $\frac{1}{15}$



Use the visual model to solve each problem.

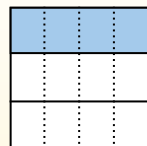
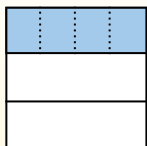
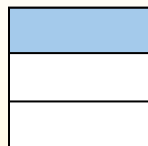

**Answers**

$\frac{1}{3} \div 4 = ?$

Split the whole into 3 pieces and fill in 1 section.

Next split  $\frac{1}{3}$  into 4 groups.

To figure out the size of each piece in comparison to the whole, split the whole into 4 groups.




To solve, start with a whole.

Now you can see the size of  $\frac{1}{3}$


This shows the size of each piece.

Each piece is  $\frac{1}{12}$  of the whole. Or:  $\frac{1}{3} \div 4 = \frac{1}{12}$


1)  $\frac{1}{5} \div 8 =$




2)  $\frac{1}{4} \div 5 =$




3)  $\frac{1}{2} \div 3 =$




4)  $\frac{1}{4} \div 7 =$




5)  $\frac{1}{9} \div 9 =$




6)  $\frac{1}{9} \div 5 =$




7)  $\frac{1}{6} \div 3 =$




8)  $\frac{1}{2} \div 5 =$




9)  $\frac{1}{9} \div 8 =$




10)  $\frac{1}{5} \div 4 =$



11)  $\frac{1}{4} \div 6 =$



12)  $\frac{1}{2} \div 6 =$



1. \_\_\_\_\_
2. \_\_\_\_\_
3. \_\_\_\_\_
4. \_\_\_\_\_
5. \_\_\_\_\_
6. \_\_\_\_\_
7. \_\_\_\_\_
8. \_\_\_\_\_
9. \_\_\_\_\_
10. \_\_\_\_\_
11. \_\_\_\_\_
12. \_\_\_\_\_



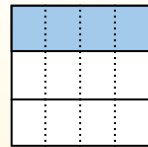
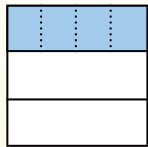
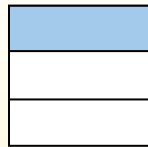

Use the visual model to solve each problem.

$$\frac{1}{3} \div 4 = ?$$

Split the whole into 3 pieces and fill in 1 section.

Next split  $\frac{1}{3}$  into 4 groups.

To figure out the size of each piece in comparison to the whole, split the whole into 4 groups.



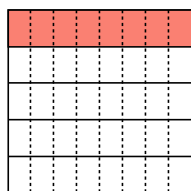
To solve, start with a whole.

Now you can see the size of  $\frac{1}{3}$

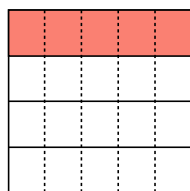
This shows the size of each piece.

Each piece is  $\frac{1}{12}$  of the whole. Or:  $\frac{1}{3} \div 4 = \frac{1}{12}$

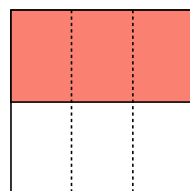
1)  $\frac{1}{5} \div 8 =$



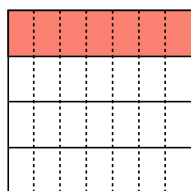
2)  $\frac{1}{4} \div 5 =$



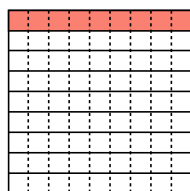
3)  $\frac{1}{2} \div 3 =$



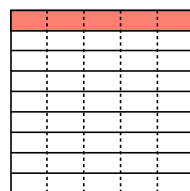
4)  $\frac{1}{4} \div 7 =$



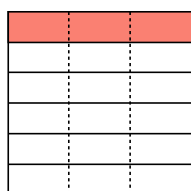
5)  $\frac{1}{9} \div 9 =$



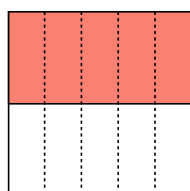
6)  $\frac{1}{9} \div 5 =$



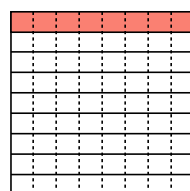
7)  $\frac{1}{6} \div 3 =$



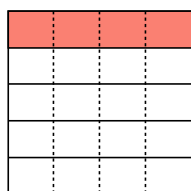
8)  $\frac{1}{2} \div 5 =$



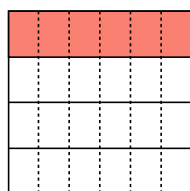
9)  $\frac{1}{9} \div 8 =$



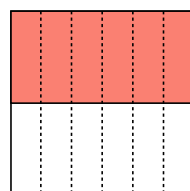
10)  $\frac{1}{5} \div 4 =$



11)  $\frac{1}{4} \div 6 =$



12)  $\frac{1}{2} \div 6 =$



**Answers**

1.  $\frac{1}{40}$

2.  $\frac{1}{20}$

3.  $\frac{1}{6}$

4.  $\frac{1}{28}$

5.  $\frac{1}{81}$

6.  $\frac{1}{45}$

7.  $\frac{1}{18}$

8.  $\frac{1}{10}$

9.  $\frac{1}{72}$

10.  $\frac{1}{20}$

11.  $\frac{1}{24}$

12.  $\frac{1}{12}$





Use the visual model to solve each problem.

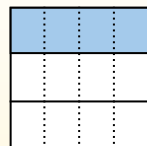
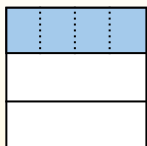
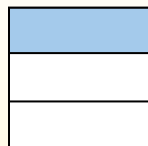

**Answers**

$\frac{1}{3} \div 4 = ?$

Split the whole into 3 pieces and fill in 1 section.

Next split  $\frac{1}{3}$  into 4 groups.

To figure out the size of each piece in comparison to the whole, split the whole into 4 groups.




To solve, start with a whole.

Now you can see the size of  $\frac{1}{3}$


This shows the size of each piece.

Each piece is  $\frac{1}{12}$  of the whole. Or:  $\frac{1}{3} \div 4 = \frac{1}{12}$

1)  $\frac{1}{7} \div 3 =$




2)  $\frac{1}{6} \div 7 =$




3)  $\frac{1}{4} \div 3 =$




4)  $\frac{1}{9} \div 4 =$




5)  $\frac{1}{6} \div 9 =$




6)  $\frac{1}{3} \div 6 =$



7)  $\frac{1}{5} \div 8 =$



8)  $\frac{1}{7} \div 2 =$




9)  $\frac{1}{5} \div 3 =$




10)  $\frac{1}{2} \div 3 =$



11)  $\frac{1}{5} \div 4 =$



12)  $\frac{1}{8} \div 9 =$



1. \_\_\_\_\_
2. \_\_\_\_\_
3. \_\_\_\_\_
4. \_\_\_\_\_
5. \_\_\_\_\_
6. \_\_\_\_\_
7. \_\_\_\_\_
8. \_\_\_\_\_
9. \_\_\_\_\_
10. \_\_\_\_\_
11. \_\_\_\_\_
12. \_\_\_\_\_




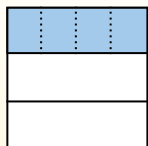
Use the visual model to solve each problem.

$\frac{1}{3} \div 4 = ?$

Split the whole into 3 pieces and fill in 1 section.

Next split  $\frac{1}{3}$  into 4 groups.

To figure out the size of each piece in comparison to the whole, split the whole into 4 groups.



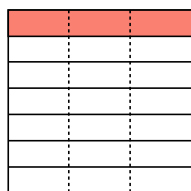
To solve, start with a whole.

Now you can see the size of  $\frac{1}{3}$

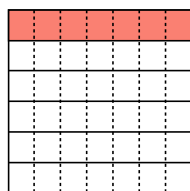
This shows the size of each piece.

Each piece is  $\frac{1}{12}$  of the whole. Or:  $\frac{1}{3} \div 4 = \frac{1}{12}$

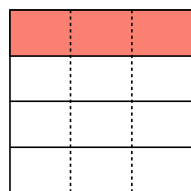
1)  $\frac{1}{7} \div 3 =$



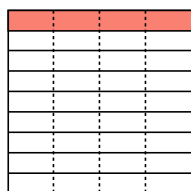
2)  $\frac{1}{6} \div 7 =$



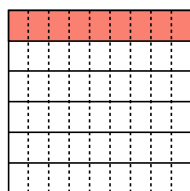
3)  $\frac{1}{4} \div 3 =$



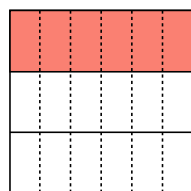
4)  $\frac{1}{9} \div 4 =$



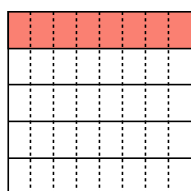
5)  $\frac{1}{6} \div 9 =$




6)  $\frac{1}{3} \div 6 =$



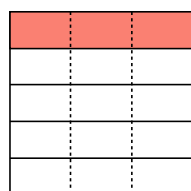
7)  $\frac{1}{5} \div 8 =$



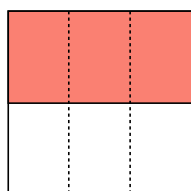
8)  $\frac{1}{7} \div 2 =$



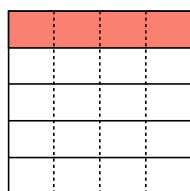
9)  $\frac{1}{5} \div 3 =$




10)  $\frac{1}{2} \div 3 =$



11)  $\frac{1}{5} \div 4 =$



12)  $\frac{1}{8} \div 9 =$



**Answers**

1.  $\frac{1}{21}$

2.  $\frac{1}{42}$

3.  $\frac{1}{12}$

4.  $\frac{1}{36}$

5.  $\frac{1}{54}$

6.  $\frac{1}{18}$

7.  $\frac{1}{40}$

8.  $\frac{1}{14}$

9.  $\frac{1}{15}$

10.  $\frac{1}{6}$

11.  $\frac{1}{20}$


12.  $\frac{1}{72}$



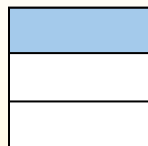
Use the visual model to solve each problem.

**Answers**

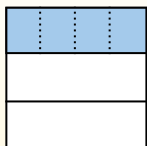
$\frac{1}{3} \div 4 = ?$



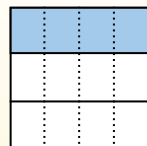
Split the whole into 3 pieces and fill in 1 section.



Next split  $\frac{1}{3}$  into 4 groups.



To figure out the size of each piece in comparison to the whole, split the whole into 4 groups.



To solve, start with a whole.

Now you can see the size of  $\frac{1}{3}$


This shows the size of each piece.

Each piece is  $\frac{1}{12}$  of the whole. Or:  
 $\frac{1}{3} \div 4 = \frac{1}{12}$


1)  $\frac{1}{6} \div 5 =$




2)  $\frac{1}{7} \div 9 =$



3)  $\frac{1}{4} \div 9 =$



4)  $\frac{1}{8} \div 7 =$



5)  $\frac{1}{4} \div 7 =$




6)  $\frac{1}{6} \div 7 =$




7)  $\frac{1}{5} \div 5 =$




8)  $\frac{1}{9} \div 9 =$




9)  $\frac{1}{8} \div 4 =$




10)  $\frac{1}{6} \div 6 =$



11)  $\frac{1}{2} \div 3 =$



12)  $\frac{1}{3} \div 2 =$




1. \_\_\_\_\_
2. \_\_\_\_\_
3. \_\_\_\_\_
4. \_\_\_\_\_
5. \_\_\_\_\_
6. \_\_\_\_\_
7. \_\_\_\_\_
8. \_\_\_\_\_
9. \_\_\_\_\_
10. \_\_\_\_\_
11. \_\_\_\_\_
12. \_\_\_\_\_

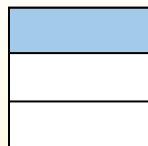


Use the visual model to solve each problem.

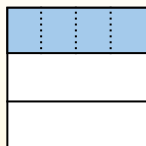
$\frac{1}{3} \div 4 = ?$



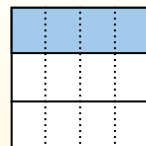
Split the whole into 3 pieces and fill in 1 section.



Next split  $\frac{1}{3}$  into 4 groups.



To figure out the size of each piece in comparison to the whole, split the whole into 4 groups.



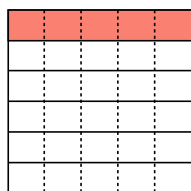
To solve, start with a whole.

Now you can see the size of  $\frac{1}{3}$

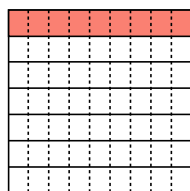
This shows the size of each piece.

Each piece is  $\frac{1}{12}$  of the whole. Or:  $\frac{1}{3} \div 4 = \frac{1}{12}$

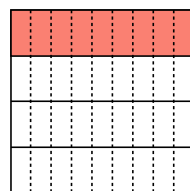
1)  $\frac{1}{6} \div 5 =$



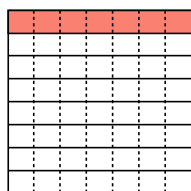
2)  $\frac{1}{7} \div 9 =$



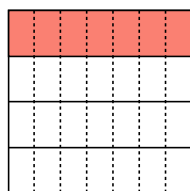
3)  $\frac{1}{4} \div 9 =$



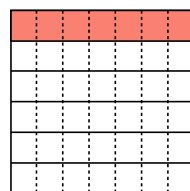
4)  $\frac{1}{8} \div 7 =$



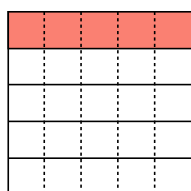
5)  $\frac{1}{4} \div 7 =$



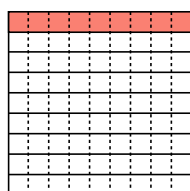
6)  $\frac{1}{6} \div 7 =$



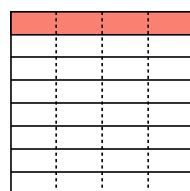
7)  $\frac{1}{5} \div 5 =$



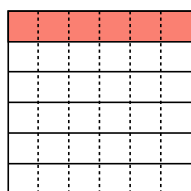
8)  $\frac{1}{9} \div 9 =$



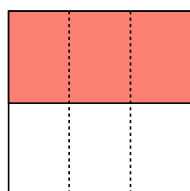
9)  $\frac{1}{8} \div 4 =$



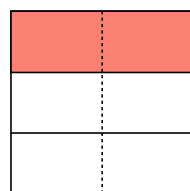
10)  $\frac{1}{6} \div 6 =$



11)  $\frac{1}{2} \div 3 =$



12)  $\frac{1}{3} \div 2 =$



**Answers**

1.  $\frac{1}{30}$

2.  $\frac{1}{63}$

3.  $\frac{1}{36}$

4.  $\frac{1}{56}$

5.  $\frac{1}{28}$

6.  $\frac{1}{42}$

7.  $\frac{1}{25}$

8.  $\frac{1}{81}$

9.  $\frac{1}{32}$

10.  $\frac{1}{36}$

11.  $\frac{1}{6}$

12.  $\frac{1}{6}$