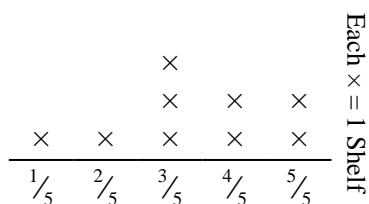




Solve each problem.


Answers

- 1) The line plot below shows the weight (in kilograms) that each cabinet shelf is holding.



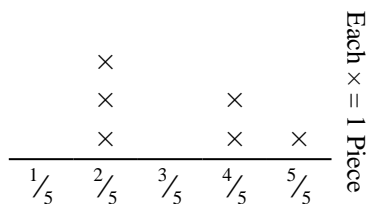
Find the amount of weight each shelf would have if the weight were redistributed equally.

- 2) The line plot below shows the amount of liquid (in liters) in different containers.



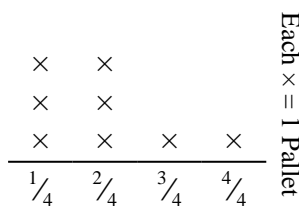
Find the amount of liquid each container would have if the total amount were redistributed equally.

- 3) Edward cut a rope into different lengths. The line plot below shows the length (in feet) of the cut pieces.



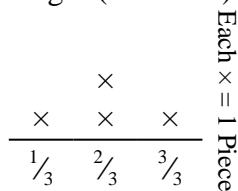
If he had cut the rope so each piece was the same length, how long would each piece be?

- 4) The line plot below shows the weight (in tons) of boxes on pallets.



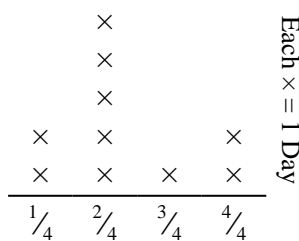
If the weight were redistributed evenly, how much weight would be on each pallet?

- 5) Maria tore a sheet of paper into different length pieces. The line plot below shows the length (in inches) of each piece.



If she had tore the sheet into equal sized pieces, how long would each piece be?

- 6) The line plot below shows the amount of water a plant received (in cups) over the course of {10} days.



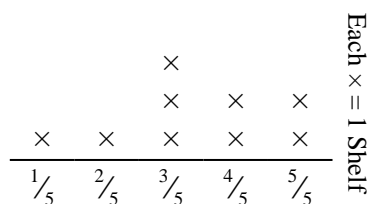
Find how many cups of water the plant would have received if it got the same amount each day.

- _____
- _____
- _____
- _____
- _____
- _____



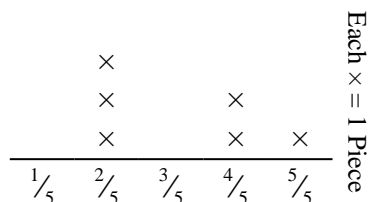
Solve each problem.

- 1) The line plot below shows the weight (in kilograms) that each cabinet shelf is holding.



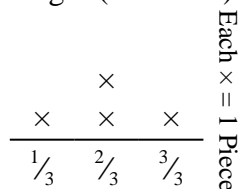
Find the amount of weight each shelf would have if the weight were redistributed equally.

- 3) Edward cut a rope into different lengths. The line plot below shows the length (in feet) of the cut pieces.



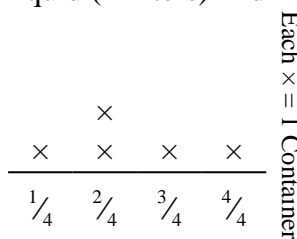
If he had cut the rope so each piece was the same length, how long would each piece be?

- 5) Maria tore a sheet of paper into different length pieces. The line plot below shows the length (in inches) of each piece.



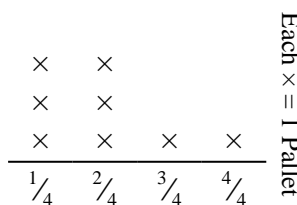
If she had tore the sheet into equal sized pieces, how long would each piece be?

- 2) The line plot below shows the amount of liquid (in liters) in different containers.



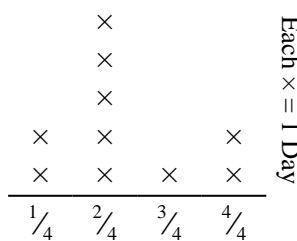
Find the amount of liquid each container would have if the total amount were redistributed equally.

- 4) The line plot below shows the weight (in tons) of boxes on pallets.



If the weight were redistributed evenly, how much weight would be on each pallet?

- 6) The line plot below shows the amount of water a plant received (in cups) over the course of {10} days.



Find how many cups of water the plant would have received if it got the same amount each day.

Answers

1. $\frac{30}{45} = \frac{2}{3}$

2. $\frac{12}{20} = \frac{3}{5}$

3. $\frac{19}{30}$

4. $\frac{16}{32} = \frac{1}{2}$

5. $\frac{8}{12} = \frac{2}{3}$

6. $\frac{23}{40}$