

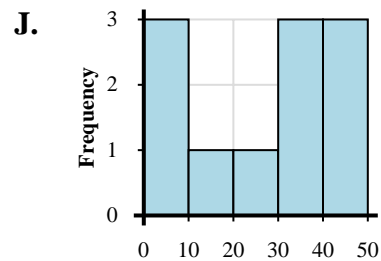
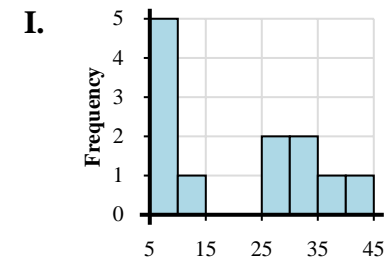
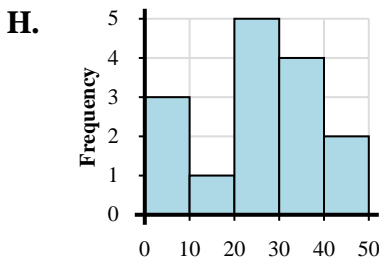
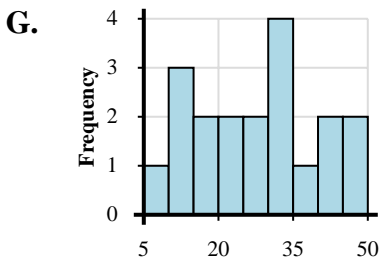
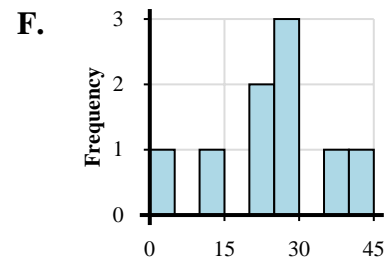
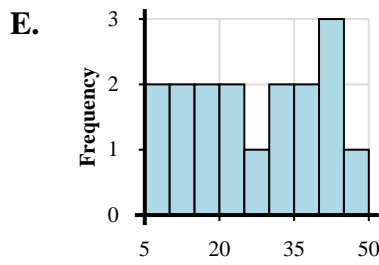
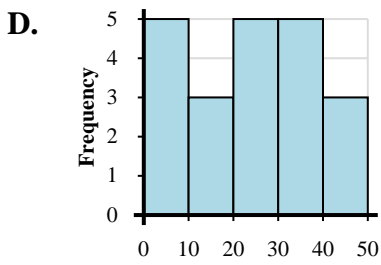
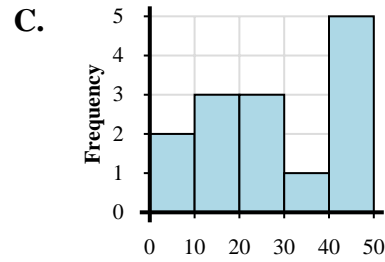
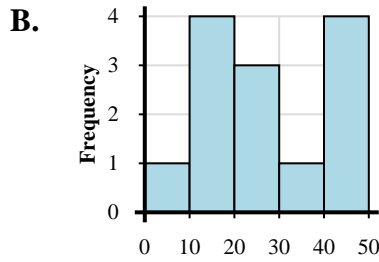
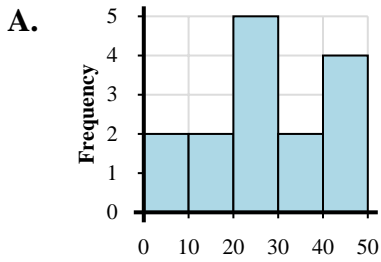


Match each data set to the its histogram.

**Answers**

- 1) 2, 3, 9, 16, 28, 32, 36, 30, 40, 47, 45
- 2) 6, 1, 17, 10, 12, 23, 26, 23, 36, 40, 45, 46, 43, 40
- 3) 4, 16, 12, 18, 11, 23, 24, 24, 31, 41, 47, 49, 48
- 4) 5, 6, 6, 7, 7, 11, 27, 27, 30, 34, 37, 43
- 5) 9, 15, 12, 15, 13, 11, 26, 26, 20, 24, 38, 30, 33, 34, 30, 46, 44, 44, 48
- 6) 3, 3, 5, 1, 4, 15, 15, 17, 29, 28, 29, 22, 26, 39, 37, 30, 36, 32, 44, 43, 47
- 7) 6, 3, 7, 10, 29, 27, 24, 25, 24, 31, 38, 38, 31, 44, 40
- 8) 5, 9, 17, 14, 28, 25, 27, 26, 26, 30, 31, 40, 42, 44, 49
- 9) 8, 6, 19, 15, 14, 10, 28, 22, 21, 30, 38, 31, 37, 45, 44, 42, 44
- 10) 3, 12, 29, 24, 24, 29, 27, 35, 42

1. \_\_\_\_\_
2. \_\_\_\_\_
3. \_\_\_\_\_
4. \_\_\_\_\_
5. \_\_\_\_\_
6. \_\_\_\_\_
7. \_\_\_\_\_
8. \_\_\_\_\_
9. \_\_\_\_\_
10. \_\_\_\_\_





Match each data set to the its histogram.

- 1) 2, 3, 9, 16, 28, 32, 36, 30, 40, 47, 45
- 2) 6, 1, 17, 10, 12, 23, 26, 23, 36, 40, 45, 46, 43, 40
- 3) 4, 16, 12, 18, 11, 23, 24, 24, 31, 41, 47, 49, 48
- 4) 5, 6, 6, 7, 7, 11, 27, 27, 30, 34, 37, 43
- 5) 9, 15, 12, 15, 13, 11, 26, 26, 20, 24, 38, 30, 33, 34, 30, 46, 44, 44, 48
- 6) 3, 3, 5, 1, 4, 15, 15, 17, 29, 28, 29, 22, 26, 39, 37, 30, 36, 32, 44, 43, 47
- 7) 6, 3, 7, 10, 29, 27, 24, 25, 24, 31, 38, 38, 31, 44, 40
- 8) 5, 9, 17, 14, 28, 25, 27, 26, 26, 30, 31, 40, 42, 44, 49
- 9) 8, 6, 19, 15, 14, 10, 28, 22, 21, 30, 38, 31, 37, 45, 44, 42, 44
- 10) 3, 12, 29, 24, 24, 29, 27, 35, 42

**Answers**

- 1. **J**
- 2. **C**
- 3. **B**
- 4. **I**
- 5. **G**
- 6. **D**
- 7. **H**
- 8. **A**
- 9. **E**
- 10. **F**

