


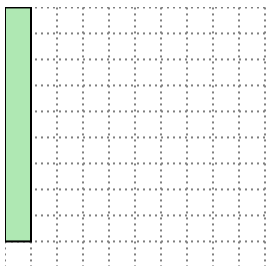


Solve each problem.


- 1) The rectangle below has the dimensions 1×10 . Create a rectangle with the same area, but a different perimeter.



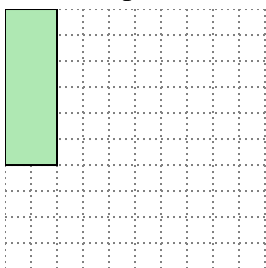
- 2) The rectangle below has the dimensions 1×9 . Create a rectangle with the same area, but a different perimeter.



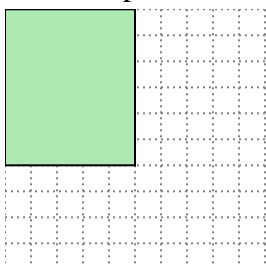
- 3) The rectangle below has the dimensions 4×10 . Create a rectangle with the same area, but a different perimeter.



- 4) The rectangle below has the dimensions 2×6 . Create a rectangle with the same area, but a different perimeter.



- 5) The rectangle below has the dimensions 5×6 . Create a rectangle with the same area, but a different perimeter.

**Answers**

1. _____

2. _____

3. _____

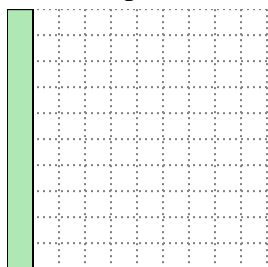
4. _____

5. _____

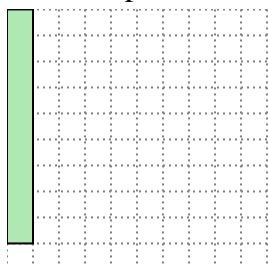


Solve each problem.


- 1) The rectangle below has the dimensions 1×10 . Create a rectangle with the same area, but a different perimeter.

 2×5

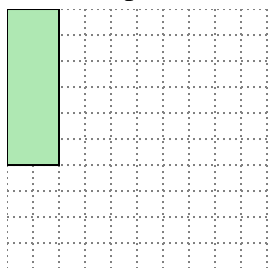
- 2) The rectangle below has the dimensions 1×9 . Create a rectangle with the same area, but a different perimeter.

 3×3

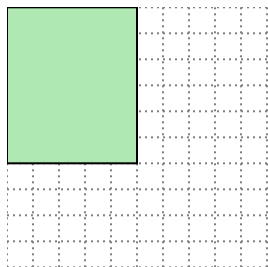
- 3) The rectangle below has the dimensions 4×10 . Create a rectangle with the same area, but a different perimeter.

 5×8

- 4) The rectangle below has the dimensions 2×6 . Create a rectangle with the same area, but a different perimeter.

 3×4

- 5) The rectangle below has the dimensions 5×6 . Create a rectangle with the same area, but a different perimeter.

 3×10 Answers1. 2×5 2. 3×3 3. 5×8 4. 3×4 5. 3×10